

**Bergen County, NJ**

**Department of Human Services**

**Division of Senior Services**

**AREA  
PLAN  
CONTRACT**

**(OLDER AMERICANS ACT)**


**Level of Service Report 2023**

19,502 Unduplicated Clients & 55,195 Consumer Groups Served  
1,016,172 Service Units Provided



## 29 Area Plan Contract Service Providers (45 Programs)

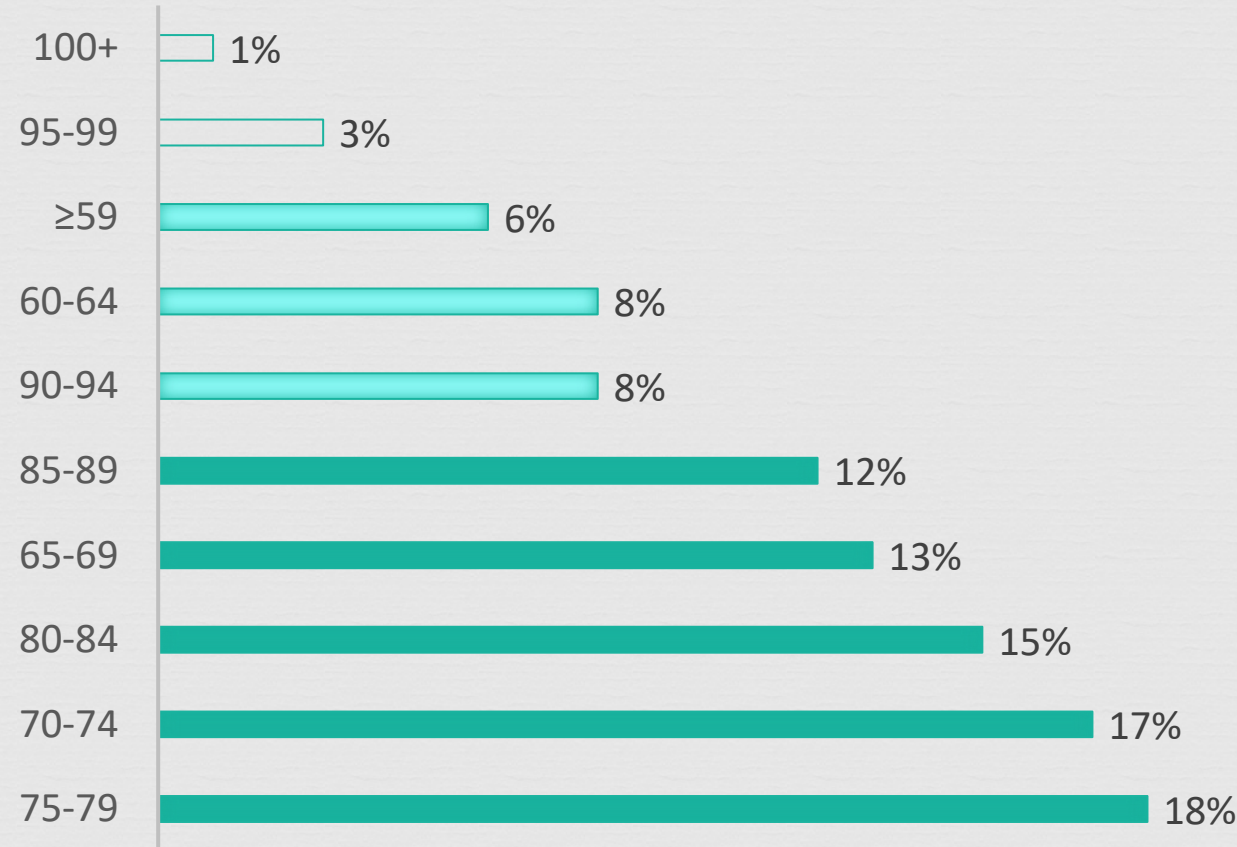
- 55 Kip Center
- Act Now Foundation
- Asian Women's Christian Association
- BC Division of Community Transportation
- Bergen County Board of Social Services
- Bergen County Division of Disability Services
- Bergen County Division of Senior Services
- Bergen County LGBTQ+ Alliance
- Bergen Family Center
- Bergen Volunteers
- CBH Care
- Center for Food Action
- Christian Healthcare Center
- Cliffside Park Housing Authority



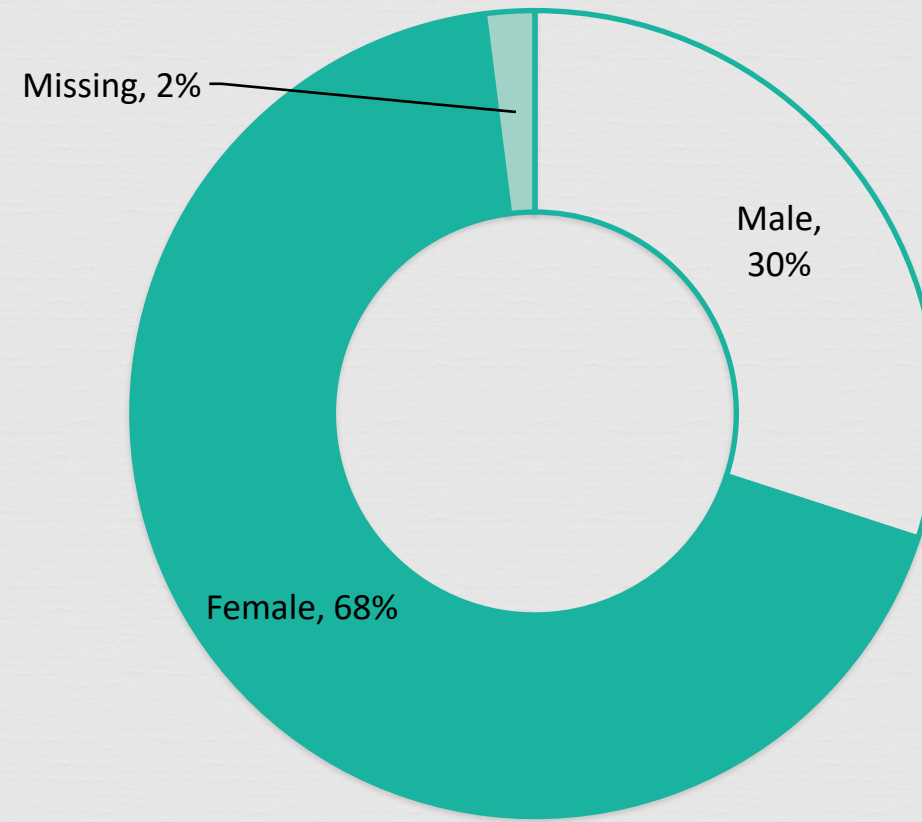
- Friends of Grace Seniors
- Geriatric Services, Inc.
- Greater Bergen Community Action, Inc.
- HIP
- Housing Authority of Bergen County
- Jewish Family & Children's Services of Northern NJ
- Jewish Federation of Northern NJ
- KASCA
- Meals on Wheels North Jersey
- Northeast New Jersey Legal Services
- Richard & Catherine Nest Adult Activity Center
- Silver Bills
- Vantage Health System
- Women's Rights Information Center
- YWCA Northern NJ

# APC Clients NAPIS (National Aging Program Information System) & Demographics Info

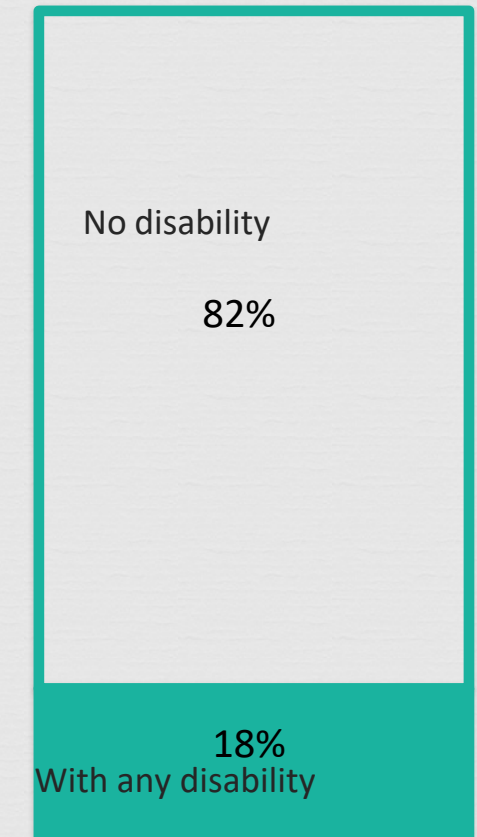
## Age Groups:



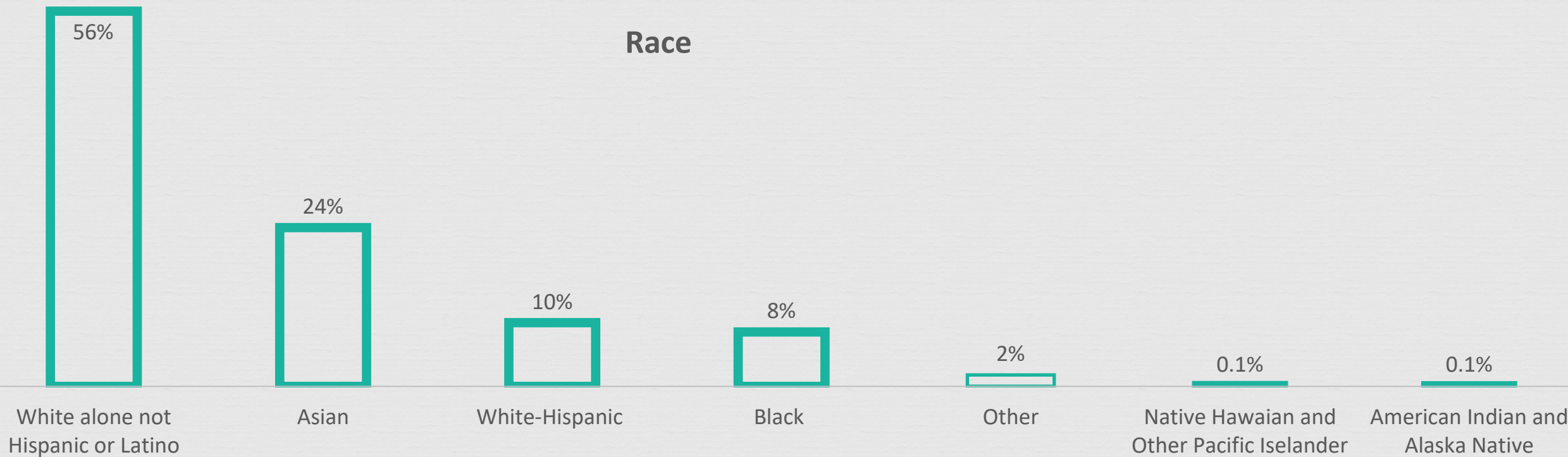
## Gender



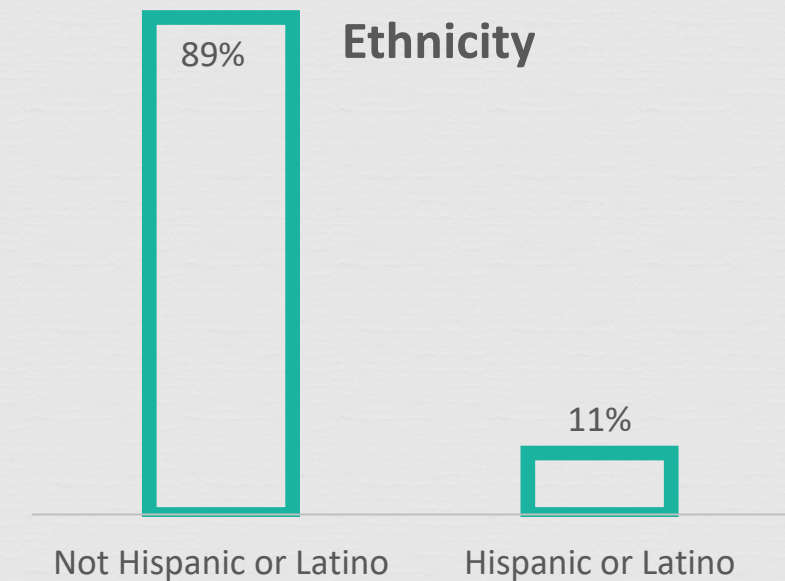
## Disability Status



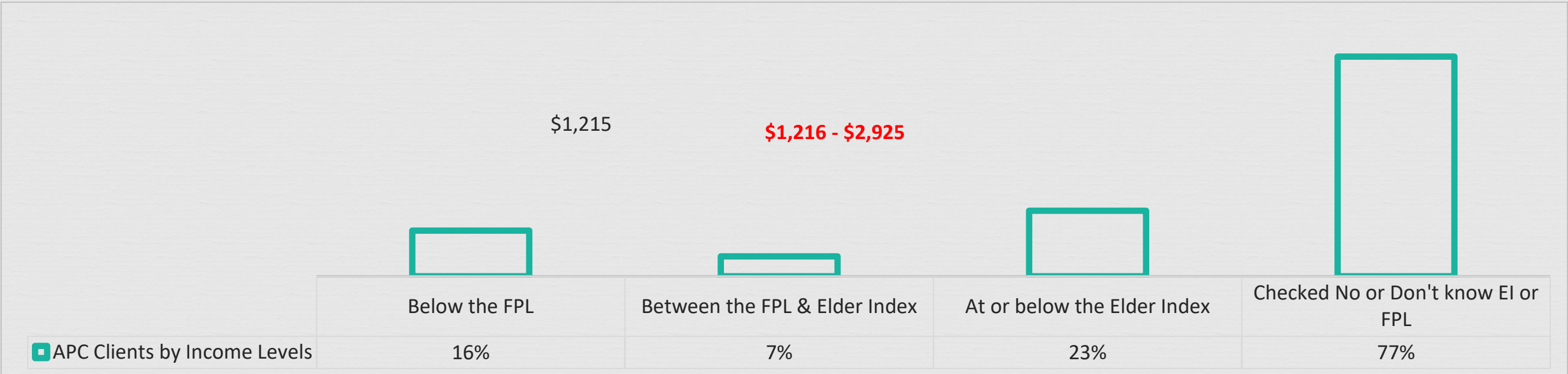
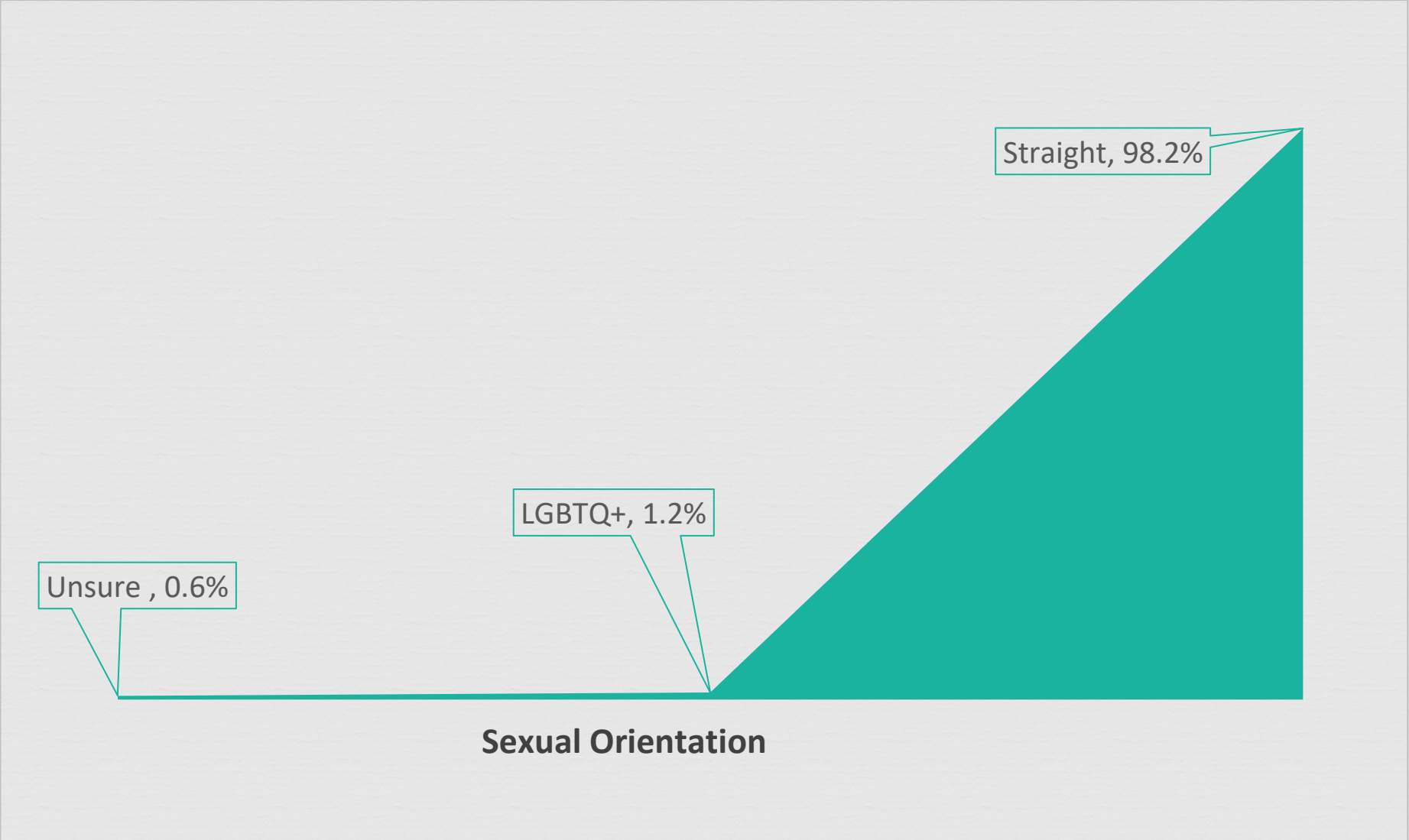
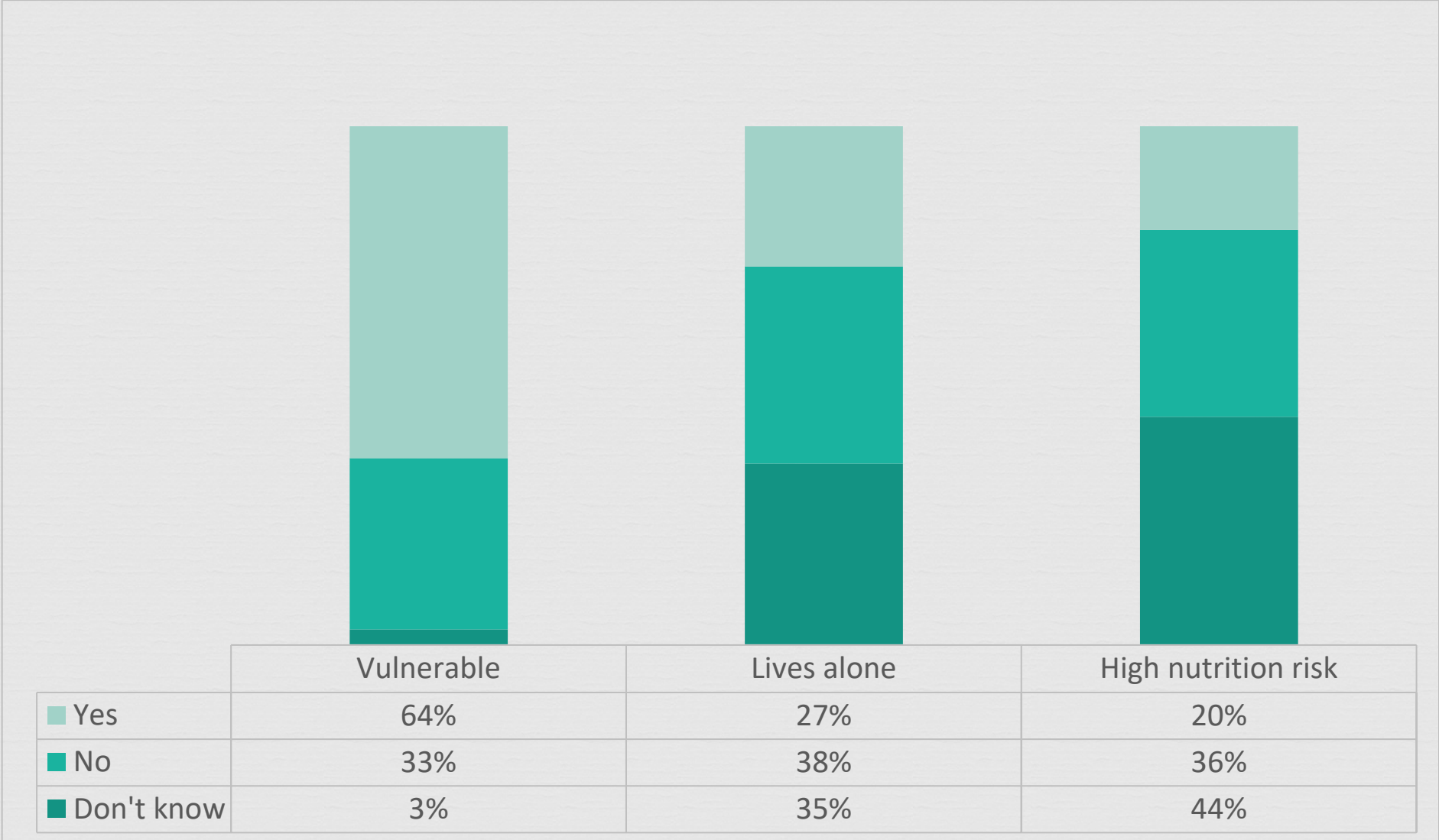
## Race



## Ethnicity



# APC Clients by other NAPIS (National Aging Program Information System) Info



# ACCESS

10,224 UNDUPLICATED CLIENTS

84,764 TOTAL SERVICE UNITS



## Information and Assistance

7,941 clients

18,904 service units (contact)



## Assisted Transportation

348 clients

15,111 service units (1 one-way trip)



## Transportation

1,591 clients

37,800 service units (1 one-way trip)



## Care Management

267 clients

9,198 service units (1/2 hour)



## Assistive Technology

90 clients

120 service units (1 item of assistance)



## Public Awareness

32,329 clients (consumer groups)

1,151 service units (activity)



## Outreach

2,183 clients

2,480 service units (contact)



# NUTRITION SUPPORT

6,289 TOTAL UNDUPLICATED CLIENTS

577,358 TOTAL SERVICE UNITS



# HOME SUPPORT

1,870 TOTAL UNDUPLICATED CLIENTS

23,004 SERVICE UNITS



## Certified HHA

36 clients  
5,934 service units (hour)



## Homesharing/Matching

26 clients  
485 service units (contact)



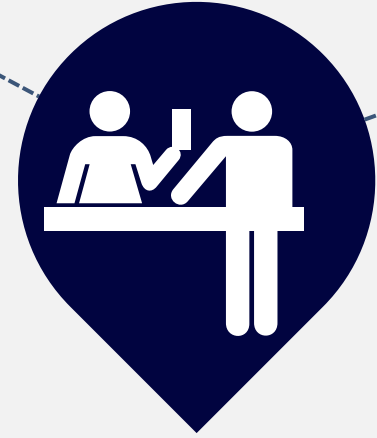
## Housing Assistance

235 clients  
1,207 service units (contact)



## Friendly Visiting

66 clients  
73 service units (visit)




## Emergency

107 clients  
369 service units (contact)



## Residential Maintenance

1,648 clients  
9,045 service units (hour)



## Housekeeping

124 clients  
5,798 service units (hour)




## Tele Reassurance

18 clients  
93 service units (call)

# COMMUNITY SUPPORT

8,750 TOTAL UNDUPLICATED CLIENTS

313,100 SERVICE UNITS



1,322 clients  
23,869 service units  
(contact)  
**Adult Protective Services**



409 clients  
2,457 service units  
(hour)  
**Legal Assistance**



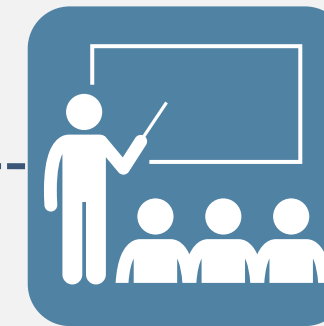
62 clients  
1,231 service units  
(hour)  
**Money Management**



3,986 clients  
98,133 service units  
(session)  
**Physical Activity**



2,615 clients  
38,158 service units  
(session)  
**Education**



**Adult Day Services**  
121 clients  
48,087 service units  
(hour)




**Counseling**  
752 clients  
3,374 service units  
(hour)



**Mental Health**  
535 clients  
3,666 service units  
(hour)



**Physical Health**  
1,271 clients  
3,639 service units  
(contact)



**Socialization/Recreation**  
2,932 clients  
90,486 service units  
(session)



# CAREGIVER SUPPORT

2,760 TOTAL UNDUPLICATED CLIENTS

17,946 TOTAL SERVICE UNITS

