

2017 COUNTY DATA SHEET
 (Must Accompany 2017 Budget)

As Adopted May 31, 2017

Introduced April 26, 2017

Public Hearing May 31, 2017

COUNTY of BERGEN

County Officials	
Lara Rodriguez Clerk to the Board of Chosen Freeholders	
Joseph Luppino County Finance Officer	Y0064 Cert No.
Steven Wielkatz Registered Municipal Accountant	413 Lic No.
Julien X. Neals, Esq. County Counsel	
James J. Tedesco, III County Executive	

Board of Chosen Freeholders	
Name	Term Expires
Freeholder Mary J. Amoroso	2019
Freeholder David L. Ganz	2017
Freeholder Germaine M. Ortiz	2019
Freeholder Vice Chairman Thomas J. Sullivan	2019
Freeholder Steven A. Tanelli	2018
Freeholder Chair Pro Tempore Dr. Joan M. Voss	2017
Freeholder Chairwoman Tracy Silna Zur	2018

Official Mailing Address of Municipality

County of Bergen
1 Bergen County Plaza, Room 501
Hackensack, New Jersey 07601
 Fax #: 201-336-6595

Please attach this to your 2017 Budget and Mail to:

Director, Division of Local Government Service
 Department of Community Affairs
 PO Box 803
 Trenton NJ 08625


Division Use Only	
Municode:	_____
Public Hearing Date:	_____

2017 COUNTY BUDGET

Budget of the County of Bergen for the Fiscal Year 2017


It is hereby certified the Budget and Capital Budget annexed hereto and hereby made a part hereof is a true copy of the Budget and Capital Budget approved by resolution of the Board of Chosen Freeholders on the 31st day of MAY, 2017 and that public advertisement will be made in accordance with the provisions of N.J.S. 40A:4-6 and N.J.A.C. 5:30-4.4(d).

Certified by me, this 31st day of MAY, 2017

Lara Rodriguez 
 Clerk to the Board
 One Bergen County Plaza
 Address
 Hackensack, New Jersey 07601
 Address
 201-336-6525
 Phone Number

It is hereby certified that the approved Budget annexed hereto and hereby made a part is an exact copy of the original on file with the Clerk of the Governing Body, that all additions are correct, all statements contained herein are in proof, and the total of anticipated revenues equals the total of appropriations.

Certified by me, this 31st day of MAY, 2017


 Registered Municipal Accountant
 Pompton Lakes, New Jersey 07442
 Address
 401 Wanaque Avenue
 Address
 973-835-7900
 Phone Number

It is hereby certified that the approved Budget annexed hereto and hereby made a part is an exact copy of the original of file with the Clerk of the Governing Body, that all additions are correct, all statements contained herein are in proof, the total of anticipated revenues equals the total of appropriations.

Certified by me, this 31st day of MAY, 2017


 Chief Financial Officer

DO NOT USE THESE SPACES

CERTIFICATION OF ADOPTED BUDGET

It is hereby certified that the amount to be raised by taxation for County purposes has been compared with the approved Budget previously certified by me and any changes required as a condition to such approval have been made. The adopted budget is certified with respect to the foregoing only.

STATE OF NEW JERSEY
 Department of Community Affairs
 Director of the Division of Local Government Services

Dated: _____ 2017

By: _____

(Do not advertise this Certification form)

CERTIFICATION OF APPROVED BUDGET

It is hereby certified that the Approved Budget made part hereof complies with the requirements of law, and approval is given pursuant to N.J.S. 40A:4-79.

STATE OF NEW JERSEY
 Department of Community Affairs
 Director of the Division of Local Government Services

Dated: _____ 2017

By: _____

COMMENTS OR CHANGES REQUIRED AS A CONDITION OF CERTIFICATION OF DIRECTOR OF LOCAL GOVERNMENT SERVICES

The changes or comments which follow must be considered in connection with further action on this budget

COUNTY of BERGEN

**2017
COUNTY BUDGET NOTICE**

Annual Budget of the County of Bergen, for the Fiscal Year 2017

Be it Resolved, that the following statements of revenues and appropriations shall constitute the County Budget for the Year 2017

Be it Further Resolved, that said Budget be published in the The Bergen Record

in the issue of April 30th, 2017

The Board of Chosen Freeholders of the County of Bergen does hereby approve the following as the Budget for the year 2017.

RECORDED VOTE
(INSERT LAST NAME)

Ayes

Nays

Abstained

Absent

Notice is hereby given that the Budget and Tax Resolution was approved by the Board of Chosen Freeholders of the County of Bergen on April 26th, 2017.

A Hearing on the Budget and Tax Resolution will be held at One Bergen County Plaza, Hackensack, New Jersey, 07601, on May 17th, 2017 at

7:30 PM o'clock at which time and place objections to said Budget and Tax Resolution for the year 2017 may be presented by taxpayers or other interested persons.

EXPLANATORY STATEMENT			
SUMMARY OF APPROVED BUDGET	FOCA	YEAR 2017	YEAR 2016
Total Appropriations (Item 9, Sheet 30)	34-499	\$ 519,929,297	\$ 554,991,330
Less: Anticipated Revenues (Item 5, Sheet 9)	13-199	\$ 108,239,651	\$ 149,946,924
Amount to be Raised by Taxation - County Purpose Tax (Item 6, Sheet 9)	07-199	\$ 411,689,646	\$ 405,044,406

EXPLANATORY STATEMENT - (Continued)
SUMMARY OF 2016 APPROPRIATIONS EXPENDED AND CANCELED

	General Appropriations		Utilitary Appropriations	
Budget Appropriations - Adopted Budget	542,208,380			
Budget Appropriation Added by N.J.S 40A:4-87	12,782,950			
Emergency Appropriations				
Total Appropriations	554,991,330			
Expenditures Paid or Charged	539,272,860			
Reserved	11,626,381			
Unexpended Balances Canceled	4,092,089			
Total Expenditures and Unexpended Balances Cancelled	554,991,330			
Overexpenditures*				

Explanations of Appropriations for "Other Expenses"

The amounts appropriated under the title of "Other Expenses" are for operating costs other than "Salaries & Wages."

Some of the items included in "Other Expenses" are:

Materials, supplies and non-bondable equipment;

Repairs and maintenance of buildings, equipment, roads, etc.,

Contractual services for garbage and trash removal, fire hydrant service, aid to volunteer fire companies, etc;

Printing and advertising, utility services, insurance and many other items essential to the services rendered by municipal government.

*See Budget Appropriation items so marked to the right of column "Expended 2016 Reserved."

EXPLANATORY STATEMENT - (Continued)

BUDGET MESSAGE

<u>1977 Cap Calculation</u>		<u>1977 Calc</u>		
County Purpose Tax Levy- Prior Year-(2016)		\$405,044,406	Allowable County Purpose Tax Before Additional Modifications	\$ 274,338,983
Cap Base Adjustment		<u>0</u>	<u>Add Modifications:</u>	
Adjusted County Purpose Tax Levy - 2016		\$405,044,406	New Construction - Actual	2,744,094
<u>Less Modifications:</u>			Debt Service - Net of Debt Service Revenues	80,148,904
Debt Service - Net of Debt Service Revenues	75,583,854		Deferred Charges	
Board of Social Services (Welfare):			Capital Improvements N.J.S.A. 40A: 2-2	3,112,500
Administration	7,337,321		Matching Funds For State And Federal Grants:	115,000
TANF - County Share	321,493		Board of Social Services (Welfare):	
Excess of 2012 funding over 1992 - College			Administration - County Share	7,144,110
Ch. 76 PI 1993	5,832,730		TANF - County Share	132,185
Excess of 2012 Out of County College funding over 1992 Base			Vocational School	30,460,565
Vocational School	29,788,657		Special Services School	9,720,658
Special Services School	9,222,239		Excess of 2017 Out of County College funding over 1992 Base	0
Capital Improvements N.J.S.A. 40A: 2-2	2,900,000		Excess of 2017 funding over 1992 - College	
Health Insurance	979,000		Ch. 76 PI 1993	6,243,709
Matching Funds For State And Federal Grants	<u>105,000</u>		Health Insurance Increase	<u>0</u>
Total Modifications	<u>132,070,294</u>		Total Modifications	<u>139,821,725</u>
Amount On Which Cap Is Applied Per		272,974,112	Sub-Total (Levy CAP Determination Amount)	414,160,707
Division of Local Government Services			CAP Bank Utilized	<u>0</u>
CAP COLA Increase 0.50%	0.500%	<u>1,364,871</u>	Allowable County Purpose Tax After Modifications	414,160,707
Allowable County Purpose Tax Before Additional Modifications		274,338,983	2017 COUNTY PURPOSE TAX LEVY	\$ 411,689,646
(Per N.J.S. 40A:4-45.4)			ADD ANTICIPATED REVENUES	<u>108,239,651</u>
			TOTAL ALLOWABLE COUNTY BUDGET	<u>522,400,358</u>
			2017 BUDGET	<u>519,929,297</u>
			AMOUNT UNDER/(OVER CAP)	<u>\$ 2,471,061</u>

NOTE:
MANDATORY MINIMUM BUDGET MESSAGE MUST INCLUDE THE FOLLOWING:

1. HOW THE "CAP" WAS CALCULATED. (Explain in words what the "CAPS" mean and show the figures.)
2. A SUMMARY BY FUNCTION OF THE APPROPRIATIONS THAT ARE SPREAD AMONG MORE THAN ONE OFFICIAL LINE ITEM (e.g. if Sheriff's Office S&W appears in the regular section and also under State and Federal Programs section, combine the figures for purposes of citizen understanding.)

EXPLANATORY STATEMENT - (Continued)

BUDGET MESSAGE

**2010 CAP LAW
Calculation**

	<u>2010 Calculation</u>	
County Purpose Tax- Prior Year	\$ 405,044,406	
Cap Base Adjustments	0	
Net Prior Year Tax Levy For County	<u>405,044,406</u>	
ADD 2% Cap Increase	8,100,888	
Adjusted Tax Levy	<u>413,145,294</u>	
Add: Assumption of Services/Function		
Subtotal	413,145,294	
<u>Exclusions</u>		
Shared Service Increases		
Health Care Cost Increases	0	
Pension Increases	1,001,207	
Capital Improvement Increase	212,500	
Debt Services Increases	4,721,292	
Defd Charges: Emergencies	<u>0</u>	
ADD Total Exclusions	5,934,999	
Less: Cancelled or Unexpended Exclusions	<u>(3,987,089)</u>	
Adjusted Tax Levy After Exclusions	415,093,204	
New Ratables & Additions	1,124,628,615	
Prior Year County Tax	<u>0.0024</u>	
	<u>2,744,094</u>	
Maximum Allowable to Be Raised by Taxation -2010	417,837,298	

Maximum Allowable to Be Raised by Taxation -2010	\$ 417,837,297
2017 COUNTY PURPOSE TAX LEVY	\$ 411,689,646
Maximum Allowable to Be Raised by Taxation -1977	414,160,707
USE Lesser of 2010 v. 1977 CAP	USE 1977 CAP
ADD: Anticipated Revenues	414,160,707
Total Revenues	<u>108,239,651</u>
	522,400,358
2017 Introduced Budget	<u>519,929,297</u>
AMOUNT UNDER/(OVER CAP)	\$ <u>2,471,061</u>

Health Insurance

The total county's share of health contributions to the health insurance self insurance fund for calendar year 2016 was \$49,975,000. For 2017 the county budgeted \$51,100,000 for employee health claims. In addition, for 2016 employees contributed \$10,192,677 pre-tax contribution to the health insurance self insurance fund. For 2017 projected employee contribution to the health plan will be \$10.6 million.

Retirees/COBRA billings and interest income amounted to \$1,281,507 for 2016. Total health claims and other expense in 2016 was \$60,417,014.

Prescription Plan and Dental Claim

The total county's share of employee prescription claim appropriation for calendar yet 2016 was \$25,030,000 and \$1,775,000 for employee dental claims. For 2017 budgeted employee prescription plan is \$23,000,000 and \$1,775,000 for 2017 employee dental plan.

NOTE:

MANDATORY MINIMUM BUDGET MESSAGE MUST INCLUDE THE FOLLOWING:

1. HOW THE "CAP" WAS CALCULATED. (Explain in words what the "CAPS" mean and show the figures.)
2. A SUMMARY BY FUNCTION OF THE APPROPRIATIONS THAT ARE SPREAD AMONG MORE THAN ONE OFFICIAL LINE ITEM (e.g. if Sheriff's Office S&W appears in the regular section and also under State and Federal Programs section, combine the figures for purposes of citizen understanding.)

EXPLANATORY STATEMENT - (Continued)

BUDGET MESSAGE

NEW JERSEY DEPARTMENT OF HUMAN SERVICES
STATE ASSUMPTION OF CERTAIN
COUNTY HUMAN SERVICE COSTS
ESTIMATE IMPACT ON COUNTY CALENDAR YEAR 2017 BUDGET

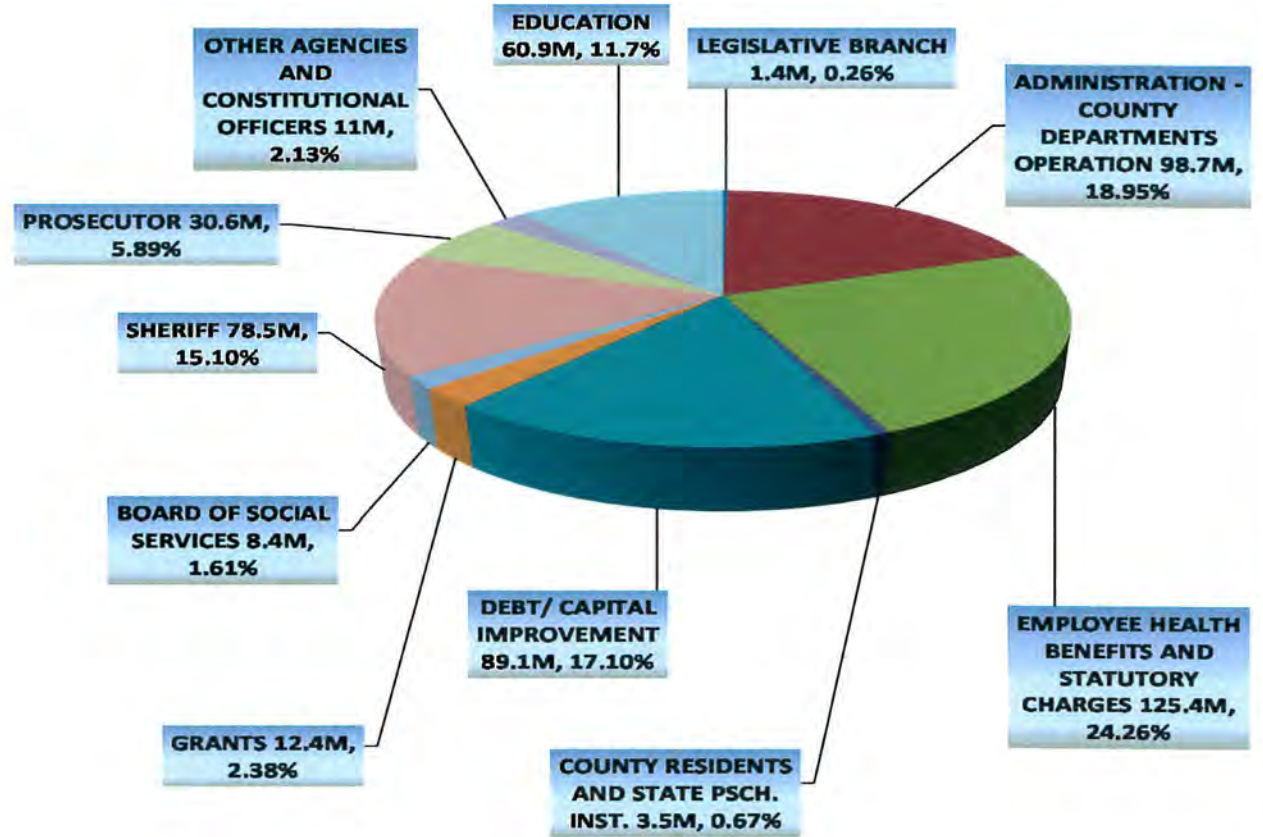
CHART	Description	County Appropriation	County Revenue	County Cost
CHART 1	Div. Develop. Disabilities (DDD) Costs	18,817,457	18,817,457	0
CHART 2	(DFD) Supplemental Security Income	1,070,157	1,075,157	0
CHART 3	(DFD) TANF COSTS - Temp. Asst. to Needy Families	132,184	0	132,184
CHART 4	Div. of Mental Health & Addiction Services	9,048,430	6,448,751	2,599,679
CHART 8	Div. of Developmental Disabilities		350,000	
CHART 9	Est. Costs Share of Greystone Psychiatric Hospital Patients	588,468		568,468
Division of Child Protection and Permanency	DYFS	3,117,111	3,117,111	0

For 2017 Bergen County Appropriated the "County Costs", Chart 3 - \$132,184, Chart 4-\$2,599,679 and Chart 9 - \$568,468. These appropriations are provided by the State of New Jersey Department of Human Services for various services categories covered by Public Law 1990. Chapter 73, amended by Public Law 1991, Chapter 63 and Public Law 2009, Chapter 68.

EXPLANATORY STATEMENT - (Continued)

EXPLANATION OF ALLOCATION OF APPROPRIATIONS

	INTRODUCED BUDGET 2017
Legislative Branch - Freeholders	1,373,230
Administration - County Departments Operation	
Administration and Finance/ County Executive	10,404,685
Health Department	17,952,897
Human Services	13,851,750
Department of Law	2,138,000
Law and Public Safety	11,568,627
Public Works	21,487,465
Parks	12,728,420
Planning	2,752,376
Other	1,810,000
BC Improvement Authority	4,000,000
Administration - County Departments Operation	98,694,220
Employee Health Benefits and Statutory Charges	125,381,258
County Residents and State Psychiatric Institutions	3,503,147
Capital Improvement/ Debt Service	89,101,849
Grants	12,384,600
Board of Social Services	8,351,452
Sheriff	78,532,169
Prosecutor	30,644,041
Surrogate	1,785,936
County Clerk	4,827,298
Board of Taxation	560,242
Board of Elections	1,433,625
Superintendent of Elections	2,442,650
Other Agencies + Constitutional Officers	11,049,751
Education	60,913,580
Total	519,929,297



**EXPLANATORY STATEMENT
BUDGET MESSAGE - STRUCTURAL BUDGET IMBALANCES**

<div style="display: flex; flex-direction: column; align-items: center; justify-content: center;"> <div style="writing-mode: vertical-rl; transform: rotate(180deg); font-size: small;">Revenues at Risk</div> <div style="writing-mode: vertical-rl; transform: rotate(180deg); font-size: small;">Non-recurring current appropriations</div> <div style="writing-mode: vertical-rl; transform: rotate(180deg); font-size: small;">Future Year Appropriation Increases</div> <div style="writing-mode: vertical-rl; transform: rotate(180deg); font-size: small;">Structural Imbalance Offsets</div> </div>				Line Item. Put "X" in cell to the left that corresponds to the type of imbalance.	Amount	Comment/Explanation
X	Capital Surplus	\$2,900,000.00	Decrease of this revenue will be offset by other revenue;			
X	Motor Vehicle Surplus - Trust Fund	\$1,800,000.00	Decrease in collection of motor vehicle fines and increased utilization of trust fund;			
X	Public Employees Retirement System	unknown	Increases based on state formulas;			
X	Police and Fire Retirement System	unknown	Increases based on state formulas;			
X	Peer Grouping Grant Revenue	\$1,900,000.00	Continued state and federal reduction to Medicaid revenues may cause these revenues to decline;			
X	Debt Service	\$3,075,113.00	Debt Service for New projects, Justice Center Complex/DPW Building and new Special Service School Building;			
X	Board of Social Services	\$1,500,000.00	Projected reduction in Medicare/Medicaid funding.			

Explanatory Statement - (continued)
Budget Message

Analysis of Compensated Absence Liability

Organization/Individuals Eligible for Benefit	Gross Days of Accumulated Absence	Value of Compensated Absences	Legal basis for benefit (check applicable items)		
			Approved Labor Agreement	Local Ordinance	Individual Employment Agreements
PBA 134	26,411.578	\$12,403,084.73			
PBA 134A	1,266.411	\$873,469.52			
USW 755	36,581.727	\$8,073,394.39			
FIXED ANNUAL	12,059.503	\$4,560,344.88			
PBA 221	9,839.994	\$5,227,969.09			
PBA 221 - SUPERIOR OFFICERS	3,122.877	\$2,079,391.06			
PBA 49	9,353.991	\$5,663,482.42			
PARKS SUPERVISORY	801.766	\$159,114.29			
CWA 1036 PARKS MIDDLE MGT	2,819.181	\$907,960.45			
PBA 203	174.784	\$32,599.72			
USW 655	22,010.681	\$3,538,355.04			
OPEIU 32 SHERIFF	3,800.119	\$919,567.60			
Totals	days				
Total Funds Reserved as of end of 2016					
Total Funds Appropriated in 2017					

Explanatory Statement - (continued)
Budget Message

Analysis of Compensated Absence Liability

Organization/Individuals Eligible for Benefit	Gross Days of Accumulated Absence	Value of Compensated Absences	Legal basis for benefit (check applicable items)		
			Approved Labor Agreement	Local Ordinance	Individual Employment Agreements
NJELUI SUPT OF ELECTIONS	1,330.649	\$175,773.67			
RWDSU LOCAL 108 BLUE	4,237.004	\$720,851.02			
RWDSU LOCAL 108 WHITE	552.826	\$91,260.37			
UPSEU - PROSECUTORS	3,005.308	\$740,947.37			
UPSEU - PROSECUTORS IT UNIT	2,641.646	\$1,018,870.26			
ASSISTANT PROSECUTORS	4,998.635	\$2,507,701.00			
UPSEU - SUPERVISORY UNIT	800.105	\$234,384.13			
Totals	145,808.785 days	\$49,928,521.01			
Total Funds Reserved as of end of 2016					
Total Funds Appropriated in 2017		\$2,472,900.00			

CURRENT FUND- ANTICIPATED REVENUES

GENERAL REVENUES	FCOA	Anticipated				Realized in Cash in 2016	
		2017		2016			
1. Surplus Anticipated	08-401	19,350,000		18,350,000		18,350,000	
2. Surplus Anticipated with Prior Written Consent of Director of Local Government Services	08-402						
Total Surplus Anticipated	08-400	19,350,000		18,350,000		18,350,000	
3. Miscellaneous Revenues - Section A: Local Revenues	xxxxxxx	x x x x x x x	x	x x x x x x x	x	x x x x x x x	xxx
County Clerk							
Register of Deeds	08-120	1,900,000		1,800,000		1,929,851	
Surrogate	08-160	539,000		500,000		539,497	
Sheriff	08-270	4,500,000		2,800,000		4,759,522	
Interest on Investments and Deposits	08-130	450,000		350,000		491,455	
Parks Fees and Revenues	08-375	2,300,000		2,200,000		2,385,696	
Golf Fee Revenues	08-376	7,100,000		7,400,000		7,198,124	
Realty Transfer Fees	08-120	7,500,000		7,200,000		7,532,032	
State of NJ - Court Lease	08-130	119,174		119,174		119,174	
Central Municipal Court	08-130	1,120,000		1,000,000		1,120,792	
Election Ballot Printing	17-121	900,000		850,000		964,992	

CURRENT FUND- ANTICIPATED REVENUES-(continued)

GENERAL REVENUES	FCOA	Anticipated				Realized in Cash	
		2017		2016		in 2016	
3. Miscellaneous Revenues - Section A: Local Revenues (continued):							
Reimbursement from State of NJ for State Prisoners held in County Jails	08-270	19,000		25,000		19,312	
Bergen Regional Medical Center	08-135	240,000		240,000		240,000	
Police and Fire Academy Fees	08-240	150,000		190,954		172,232	
Reimbursement for In-Kind Grants	16-860	1,700,000		1,600,000		1,775,102	
Animal Shelter Contracts	08-330	600,000		550,000		612,593	
Animal Center - Other Fees	08-330	100,000		115,000		118,266	
Shared Services Health Agreements	11-330	1,300,000		1,250,000		1,378,611	
Bergen County Health Care Center	09-330	8,600,000		8,300,000		8,997,307	
Shared Services Health Agreement - Kearney	11-330	65,600		75,577		64,000	
Shared Services Human Services - 40 Passaic Street	11-340	350,000		450,000		374,576	
Interlocal - Prosecutor's Office MOU	17-275	36,075		36,075		36,075	
Interlocal - Interboro Regional Communications Network	08-252	290,000		290,000		295,000	
Total Section A: Local Revenues	08-001	39,878,849		37,341,780		41,124,209	

CURRENT FUND- ANTICIPATED REVENUES-(continued)

GENERAL REVENUES	FCOA	Anticipated				Realized in Cash in 2016	
		2017		2016			
3. Miscellaneous Revenues - Section B: State Aid Without Offsetting							
 Appropriations:							
Franchise Tax on Life Insurance Companies (N.J.S.A. 54:18A)							
Franchise Tax on Stock Insurance Companies (Other than Life Insurance)(N.J.S.A. 54:16A)							
State Aid - County College Bonds (N.J.S.A. 18A:64A-22.6)	09-920	2,471,930		2,385,523		2,524,353	
Permanent Disability - Patients in County Institutions (N.J.S.A. 44:7-38 et seq.)							
State Aid - School Bonds (Chapter 74, Laws of 1978 as Amended)							
Total Section B: State Aid Without Offsetting Appropriations	09-001	2,471,930		2,385,523		2,524,353	

CURRENT FUND- ANTICIPATED REVENUES-(continued)

GENERAL REVENUES	FCOA	Anticipated				Realized in Cash	
		2017		2016		in 2016	
3. Miscellaneous Revenue - Section C:							
State Assumption of Costs of County Social and Welfare Services and Psychiatric Facilities							
Social and Welfare Services (c.66.P.L. 1990):	xxxxxxx	xxxxxxxxxxxxxxx	xxx	xxxxxxxxxxxxxxx	xxx	xxxxxxxxxxxxxxx	xxx
Temporary Assistance to Needy Families							
Division of Youth and Family Services	09-151	\$ -		\$ 3,297,620		\$ 3,297,620	
Supplemental Social Security Income	09-152	\$ 1,075,157		\$ 1,471,295		\$ 1,207,088	
Psychiatric Facilities (c.73, P.L.1990)	xxxxxxx	xxxxxxxxxxxxxxx	xxx	xxxxxxxxxxxxxxx	xxx	xxxxxxxxxxxxxxx	xxx
Maintenance of Patients in State Institutions for Mental Diseases	09-153	\$ -		\$ 6,160,479		\$ 7,385,816	
Maintenance of Patients in State Institutions for Mentally Disabled	09-154	\$ -		\$ 32,211,841		\$ 32,211,841	
State Patients in County Psychiatric Hospitals							
Board of County Patients in State and Other Institutions	09-155	\$ -		\$ 1,541		\$ 3,997	
Board of County Patients in State and Other Institutions - Prior Years	09-156	\$ -		\$ 20,102		\$ -	
DDD Assessment Program	09-157	\$ 350,000		\$ 243,593		\$ 532,731	
Total Section C: State Assumption of Costs of County Social & Welfare Services &	xxxxxxx	xxxxxxxxxxxxxxx	xxx	xxxxxxxxxxxxxxx	xxx	xxxxxxxxxxxxxxx	xxx
Psychiatric Facilities	09-199	\$ 1,425,157		\$ 43,406,471		\$ 44,639,093	

CURRENT FUND- ANTICIPATED REVENUES-(continued)

GENERAL REVENUES	FCOA	Anticipated				Realized in Cash in 2016	
		2017		2016			
3. Miscellaneous Revenues - Section D:Special Items of General Revenue Anticipated With Prior Written Consent of the Director of Local Government Services - Public and Private Revenues Offset with Appropriations:							
Area Plan Grant	10-701	4,255,550		6,711,070		6,711,070	
Vision /Detention Alternatives	10-702	101,001		101,001		101,001	
IOLTA Fund Grant	10-703	15,000		16,280		16,280	
Homeless Program (7/1/16 - 6/30/17)	10-704	340,000		1,275,366		1,275,366	
Medicare Improvement for Patients & Providers Act (MIPPA) (10/1/16 - 9/29/17)	10-705			40,000		40,000	
Victims of Crime Act Program Grant (VOCA)	10-706			210,427		210,427	
Human Services Advisory Council (HSAC)	10-708	66,073		66,073		66,073	
County Comprehensive Alcohol Program	10-709	1,043,952		1,120,483		1,120,483	
Drunk Driving Enforcement Fund	10-710	5,719		8,465		8,465	
Comprehensive Community Project	10-711			50,000		50,000	
Subregional Transportation Planning Grant	10-713			198,164		198,164	
Municipal Alliance Program	10-715			757,888		757,888	
US Marshal Regional Fugitive Task Force	10-716			15,000		15,000	
Senior Citizen & Disabled Residents Transportation Program	10-717			1,404,961		1,404,961	
State Health Insurance Program (SHIP)	10-719			31,000		31,000	
						-	
						-	
						-	
						-	

CURRENT FUND- ANTICIPATED REVENUES-(continued)

GENERAL REVENUES	FCOA	Anticipated				Realized in Cash in 2016	
		2017		2016			
3. Miscellaneous Revenues - Section D:Special Items of General Revenue Anticipated With Prior Written Consent of the Director of Local Government Services - Public and Private Revenues Offset with Appropriations (continued):							
Bergen County HIV/CTS Program	10-720	107,000		106,863		106,863	
Clean Communities Program	10-721			174,015		174,015	
Medicare Special Benefits Outreach & Enrollment Assistance (10/1/15 - 9/29/16)	10-722			40,000		40,000	
Spring House for Women	10-723			77,404		77,404	
Veterans Transportation	10-725			26,000		26,000	
Sexual Assault Nurse Examiner (SART/SANE)	10-726	86,149				-	
Respite Care Program	10-727	565,480		565,480		565,480	
Personal Assistance Service Program (PASP)	10-728	93,054		93,054		93,054	
Medicaid Peer Grouping	10-729	1,900,000		1,430,417		1,430,417	
Work First NJ Administration	10-730			114,461		114,461	
Mental Health Board Administration	10-734	12,000				-	
Cancer Education & Early Detection Program (CEED)	10-735			763,409		763,409	
Hazard Mitigation Grant Program	10-736	250,000				-	
Early Intervention Program	10-739			1,480,493		1,480,493	
Unified Child Care (10/1/16 - 6/30/17)	10-742			1,690,271		1,690,271	
						-	
						-	
						-	
						-	
						-	
						-	

CURRENT FUND- ANTICIPATED REVENUES-(continued)

GENERAL REVENUES	FCOA	Anticipated				Realized in Cash	
		2017		2016		in 2016	
3. Miscellaneous Revenues - Section D:Special Items of General Revenue Anticipated With Prior Written Consent of the Director of Local Government Services - Public and Private Revenues Offset with Appropriations (continued):							
Unified Child Care (7/1/15 - 9/30/16)	10-743			24,986		24,986	
Megan's Law Grant	10-744			11,818		11,818	
Special Child Health Case Management	10-746			141,367		141,367	
Personal Assistance Services Program (PASP) Hudson County	10-747	24,163		24,163		24,163	
Victims Assistance Grant (VAG)	10-748	90,177		90,177		90,177	
Aggressive Driving Program (10/1/16 - 9/30/17)	10-749			25,000		25,000	
NJ's Comprehensive Cancer Control Plan	10-750			130,800		130,800	
Juvenile Detention Alternatives Initiative Innovation Program	10-752	79,720		68,669		68,669	
Sheriff IV D Reimbursement Grant	10-753	594,154		572,725		572,725	
Aggressive Driving Program (10/1/15 - 9/30/16)	10-754			25,000		25,000	
Bergen County Right to Know Program	10-755			21,869		21,869	
Homeless Program (7/1/15 - 6/30/16)	10-758			301,600		301,600	
Senior Farmers Market Grant	10-759			3,500		3,500	
State Criminal Alien Assistance Grant	10-760	535,827				-	
HUD-Veteran's Supportive Housing	10-762	88,415		88,415		88,415	
Work First New Jersey Administration DOL	10-763			40,000		40,000	
						-	
						-	
						-	

CURRENT FUND- ANTICIPATED REVENUES-(continued)

GENERAL REVENUES	FCOA	Anticipated				Realized in Cash in 2016	
		2017		2016			
3. Miscellaneous Revenues - Section D:Special Items of General Revenue Anticipated With Prior Written Consent of the Director of Local Government Services - Public and Private Revenues Offset with Appropriations (continued):							
Venture Program	10-764			635,173		635,173	
Job Access & Reverse Commute (JARC)	10-765	140,000		80,000		80,000	
Emergency Management Agency Assistance (EMAA)	10-766	55,000				-	
County History Partnership Program	10-768	60,000				-	
Kessler Foundation	10-769	10,000				-	
Mental Health Law Project	10-770			246,898		246,898	
Gang, Gun & Narcotics Task Force (7/1/16 - 6/30/17)	10-771			71,117		71,117	
Gang, Gun & Narcotics Task Force (7/1/15 - 6/30/16)	10-772			72,236		72,236	
Bioterrorism Preparedness Program - LINCS Agencies Grant	10-773			313,396		313,396	
Stop Violence Against Women Grant (VAWA)	10-775			31,930		31,930	
State/Community Partnership Program	10-777	830,965		830,965		830,965	
Children's Interagency Coordination Council	10-778			36,874		36,874	
HUD - Homeless Management Information System	10-779	82,893		82,893		82,893	
Domestic Violence Intervention Services	10-780	507,161		503,857		503,857	
Local Arts Program	10-783	96,777		96,777		96,777	
County Environmental Health Act Grant (CEHA)	10-785	213,370		271,170		271,170	
						-	
						-	

CURRENT FUND- ANTICIPATED REVENUES-(continued)

GENERAL REVENUES	FCOA	Anticipated				Realized in Cash in 2016	
		2017		2016			
3. Miscellaneous Revenues - Section D:Special Items of General Revenue Anticipated With Prior Written Consent of the Director of Local Government Services - Public and Private Revenues Offset with Appropriations (continued):							
Prosecutor Body Armor Replacement	10-786			8,520		8,520	
Special Project of Nation Significance	10-788			16,000		16,000	
Subregional Support & Intern Grant	10-789			15,000		15,000	
Basic Center Progam Grant	10-790			150,886		150,886	
Historical Commission Special Project Grant	10-791			12,750		12,750	
CD-Homeless Management Information System	10-792	20,000		20,000		20,000	
Youth Complex Education Program (9/1/16 - 6/30/17)	10-794			155,000		155,000	
Historical Commission Grant	10-795			22,885		22,885	
Youth Complex Education Program (9/1/15 - 6/30/16)	10-796			150,000		150,000	
TB Control in Bergen County (7/1/15 - 6/30/16)	10-797			15,000		15,000	
TB Control in Bergen County (7/1/16 - 6/30/17)	10-798			272,472		272,472	
HUD-Housing Counselling Program	10-799			16,258		16,258	
FFY16 Urban Areas Security Initiative (UASI)	10-801			357,500		357,500	
FFY16 State Homeland Security Program (SHSP)	10-802			463,634		463,634	
						-	
						-	
						-	
						-	
						-	
						-	

CURRENT FUND- ANTICIPATED REVENUES-(continued)

GENERAL REVENUES	FCOA	Anticipated				Realized in Cash	
		2017		2016		in 2016	
3. Miscellaneous Revenues - Section D:Special Items of General Revenue Anticipated With Prior Written Consent of the Director of Local Government Services - Public and Private Revenues Offset with Appropriations (continued):							
Sheriff Body Armor Replacement	10-803			40,599		40,599	
Drug Recognition Expert Grant	10-807			25,000		25,000	
FFY15 Urban Areas Security Initiative (UASI)	10-808			482,288		482,288	
FFY15 State Homeland Security Program (SHSP)	10-809			348,570		348,570	
Historical Commission Pilot Program	10-810			3,500		3,500	

CURRENT FUND- ANTICIPATED REVENUES-(continued)

GENERAL REVENUES	FCOA	Anticipated				Realized in Cash in 2016	
		2017		2016			
3. Miscellaneous Revenues - Section D:Special Items of General Revenue Anticipated With Prior Written Consent of the Director of Local Government Services - Public and Private Revenues Offset with Appropriations (continued):							
Total Section D: Special Items of General Revenue Anticipated with Prior Written Consent of Director of Local Government Services - Public & Private Revenues Offset with Appropriations	xxxxxxx 11-001	xxxxxxxxxxxxxxxxxx 12,269,600		xxxxxxxxxxxxxxxxxx 25,987,282	xx	xxxxxxxxxxxxxxxxxx 25,987,282	xx

CURRENT FUND- ANTICIPATED REVENUES-(continued)

GENERAL REVENUES	FCOA	Anticipated		Realized in Cash in 2016
		2017	2016	
3. Miscellaneous Revenue - Section E: Special Items of General Revenue Anticipated With Prior Written Consent of Director of Local Government services - Other Special Items:				
Added and Omitted Taxes	16-653	1,483,987	1,410,131	1,410,131
Capital Surplus	17-600	2,900,000	3,800,000	3,800,000
Justice Center Parking	08-310	200,000	132,500	200,000
Motor Vehicle Surplus - Trust Fund	17-240	1,800,000	1,800,000	1,800,000
Bergen County Improvement Authority	08-135	1,300,000	1,307,000	1,307,000
Shared Services Pension Agreement	17-920	108,515	372,893	390,305
INS Inmates	08-270	6,566,000	4,136,548	6,782,794
Public Health Priority Funding	08-120	3,100,000	3,062,000	3,185,455
Shared Services - 911 Agreements - Demarest	08-252	62,424	62,424	63,672
Register of Deeds - P.L. 2001 C370	08-120	2,800,000	2,660,000	2,822,003
Surrogate - P.L. 2001 C370	08-160	761,000	547,000	1,086,425
Sheriff - P.L. 2001 C370	08-270	222,000	190,000	222,000
Shared Services Police Services BCC	08-240	331,426	309,337	342,784
Medicare Part D Reimbursement	16-220	900,485	842,000	979,494
Interlocal - 911 Agreement - Ridgefield	08-253	204,000	204,000	204,000
Housing Authority Lease	08-310	186,180	185,820	186,180

CURRENT FUND- ANTICIPATED REVENUES-(continued)

GENERAL REVENUES	FCOA	Anticipated				Realized in Cash in 2016	
		2017		2016			
3. Miscellaneous Revenue - Section E: Special Items of General Revenue Anticipated With Prior Written Consent of Director of Local Government services - Other Special Items (continued):	xxxxxxx	xxxxxxxxxxxxxxxxxxx	xxx	xxxxxxxxxxxxxxxxxxx	xxx	xxxxxxxxxxxxxxxxxxx	xxx
Interlocal - 911 Agreement - Lodi	08-252	300,000		251,000		267,000	
Interlocal - 911 Agreement - Leonia	08-252	158,098		116,249		156,548	
Shared Services Police - Teterboro	08-252					-	
Interlocal - 911 Agreement - Wyckoff	08-252	180,000		180,000		180,000	
Interlocal - 911 Agreement - Midland Park	08-252	135,000		135,000		135,000	
Reserve for Payment of Interest and Principal	08-920	360,000		771,966		771,966	
Bergen Regional Medical Center - Loan Repayment	08-135	6,000,000					
Intoxicated Driver Program Fees	08-340	450,000					
Interlocal - JDC Revenue Passaic & Union County	08-340	400,000					
Interlocal - BCC College Shuttle - Community Transportation	08-292	135,000					
Sale of County Assets	08-310	1,800,000					
Total Section E: Special Items of General Revenue Anticipated With							
Prior Written Consent of Director of Local Government services - Other Special Items	08-003	32,844,115		22,475,868		26,292,758	

CURRENT FUND- ANTICIPATED REVENUES-(continued)

GENERAL REVENUES	FCOA	Anticipated				Realized in Cash in 2016	
		2017		2016			
Summary of Revenues							
1. Surplus Anticipated (Sheet 4, #1)	08-401	19,350,000		18,350,000		18,350,000	
2. Surplus Anticipated with Prior Written Consent of Director of Local Government Services(Sheet 4, #2)	08-402	-		-		-	
3. Miscellaneous Revenues	xxxxxxx	xxxxxxxxxxxxxxxxxxxxxxx	xxxx	xxxxxxxxxxxxxxxxxxxxxxx	xxxxx	xxxxxxxxxxxxxxxxxxxxxxx	xx
Total Section A: Local Revenues	08-001	39,878,849		37,341,780		41,124,209	
Total Section B: State Aid	09-001	2,471,930		2,385,523		2,524,353	
Total Section C: State Assumption of Costs of County Social & Welfare Services & Psychiatric Facilities	09-199	1,425,157		43,406,471		44,639,093	
Total Section D: Special Items of General Revenue Anticipated with Prior Written Consent of Director of Local Government Services: Public & Private Revenues Offset with Appropriations	11-001	12,269,600		25,987,282		25,987,282	
Total Section E: Special Items of General Revenue Anticipated with Prior Written Consent of Director of Local Government Services: Other Special Items	08-003	32,844,115		22,475,868		26,292,758	
Total Miscellaneous Revenue	13-099	88,889,651		131,596,924		140,567,696	
4. Receipts from Delinquent Taxes							
5. Subtotal General Revenues (Items 1,2,3 and 4)	13-199	108,239,651		149,946,924		158,917,696	
6. Amount to be Raised by Taxation - County Purpose Tax	07-199	411,689,646		405,044,406		405,044,406	
	13-299	519,929,297		554,991,330		563,962,102	

8. GENERAL APPROPRIATIONS (A) Operations	FCOA	Appropriated				Expended 2016	
		for 2017	for 2016	for 2016 By Emergency Appropriation	Total for 2016 As Modified By All Transfers	Paid or Charged	Reserved
LEGISLATIVE BRANCH							
Board of Chosen Freeholders:							
Salaries and Wages	20-110-100-1	199,184	199,184		199,184	195,225	3,959
Clerk to the Board:							
Salaries and Wages	20-110-105-1	795,046	776,046		776,046	744,326	31,720
Other Expenses	20-110-105-2	379,000	378,500		378,500	268,471	110,029
TOTAL LEGISLATIVE BRANCH	21-499	1,373,230	1,353,730		1,353,730	1,208,023	145,707
EXECUTIVE BRANCH							
County Executive:							
Salaries and Wages	20-100-100-1	1,075,804	1,017,038		1,017,038	981,565	35,473
Other Expenses	20-100-100-2	40,000	38,998		38,998	38,944	54
Department of Administration and Finance:							
Division of Treasury:							
Salaries and Wages	20-130-100-1	1,316,492	1,292,000		1,292,000	1,154,147	137,853
Other Expenses	20-130-100-2	39,749	37,000		37,000	31,800	5,200

CURRENT FUND - APPROPRIATIONS

8. GENERAL APPROPRIATIONS (A) Operations	FCOA	Appropriated				Expended 2016	
		for 2017	for 2016	for 2016 By Emergency Appropriation	Total for 2016 As Modified By All Transfers	Paid or Charged	Reserved
EXECUTIVE BRANCH (continued)							
Dept. of Administration and Finance (continued):							
Division of Fiscal Operations/CD:							
Salaries and Wages	20-130-105-1	294,650	285,000		285,000	277,346	7,654
Other Expenses	20-130-105-2	2,615,600	2,440,600		2,440,600	2,127,177	313,423
Division of Personnel:							
Salaries and Wages	20-130-110-1	697,385	713,126		713,126	661,016	52,110
Other Expenses	20-130-110-2	24,650	24,650		24,650	15,952	8,698
Division of Purchasing:							
Salaries and Wages	20-130-115-1	622,125	615,000		615,000	603,910	11,090
Other Expenses	20-130-115-2	18,747	17,825		17,825	17,659	166
Division of Information Technology:							
Salaries and Wages	20-130-120-1	1,338,703	1,326,337		1,268,337	1,204,939	63,398
Other Expenses	20-130-120-2	699,192	704,196		704,196	675,002	29,194
Division of Public Information:							
Salaries and Wages	20-130-130-1	244,047	214,200		214,200	212,095	2,105
Other Expenses	20-130-130-2	15,000					
Division of Risk Management:							
Salaries and Wages	23-215-100-1	65,545	59,244		61,244	60,720	524

CURRENT FUND - APPROPRIATIONS

8. GENERAL APPROPRIATIONS (A) Operations	FCOA	Appropriated				Expended 2016	
		for 2017	for 2016	for 2016 By Emergency Appropriation	Total for 2016 As Modified By All Transfers	Paid or Charged	Reserved
EXECUTIVE BRANCH (continued)							
Department of Administration and Finance (continued):							
All Insurances							
Division of Risk Management:							
Other Expenses	23-210-100-2	3,511,387	3,507,872		3,507,872	3,410,447	97,425
Health Benefits, Prescription and Dental Benefits	23-220-100-2	76,125,000	75,180,000		76,780,000	76,731,407	48,593
Workmen's Compensation	23-215-100-2	3,537,722	3,537,723		3,537,723	3,537,425	298
Economic Development:							
Salaries and Wages	20-130-140-1	299,325	286,525		286,525	282,536	3,989
Other Expenses	20-130-140-2	47,500	25,000		25,000	24,980	20
Open Space:							
Salaries and Wages	20-130135-1		-				-
Central Municipal Court:							
Salaries and Wages	20-130-125-1	918,198	894,710		894,710	845,713	48,997
Other Expenses	20-130-125-2	31,973	32,168		32,168	20,949	11,219
Salary Adjustment:							
Salaries and Wages	20-132-140-1	700,000	500,000		500,000	137,415	362,585
Terminal Pay:							
Salaries and Wages	20-131-140-1	1,000,000	1,700,000		1,700,000	1,595,885	104,115
Matching Funds for Grants:							
Other Expenses	20-133-140-2	115,000	105,000		105,000	-	*
B.C.I.A.:							
Other Expenses	20-135-140-2	4,000,000	200,000		200,000	200,000	-

CURRENT FUND - APPROPRIATIONS

8. GENERAL APPROPRIATIONS (A) Operations	FCOA	Appropriated				Expended 2016	
		for 2017	for 2016	for 2016 By Emergency Appropriation	Total for 2016 As Modified By All Transfers	Paid or Charged	Reserved
EXECUTIVE BRANCH (continued)							
Reimburse Out of County 2 Year Colleges: NJS18A: 64A-23 (C: 179 PL 1968)							
Other Expenses	20-134-140-2	110,000	110,000		110,000	76,137	33,863
Department Total	20-199-399	98,387,990	93,808,176		95,352,176	93,904,657	1,342,519
Department of Health:							
Division of Public Health:							
Salaries and Wages	27-330-100-1	1,269,346	1,367,771		942,771	888,624	54,147
Other Expenses	27-330-100-2	538,030	559,615		559,615	473,133	86,482
Bergen County Health Care Center:							
Salaries and Wages	27-330-105-1	6,341,410	6,347,538		6,347,538	6,130,411	217,127
Other Expenses	27-330-105-2	3,154,850	3,029,853		3,029,853	2,993,539	36,314
Intoxicated Driver Resource Center:							
Salaries and Wages	27-330-107-1	274,707	-				-
Other Expenses	27-330-107-2	19,000	-				-
Division of Mental Health:							
Salaries and Wages	27-330-110-1	239,543	210,090		210,090	167,782	42,308
Other Expenses	27-330-110-2	4,540	4,540		4,540	3,266	1,274
Aid to Mental Health:							
Other Expenses	27-330-115-2	1,524,000	1,467,200		1,467,200	1,418,821	48,379

CURRENT FUND - APPROPRIATIONS

8. GENERAL APPROPRIATIONS (A) Operations	FCOA	Appropriated				Expended 2016	
		for 2017	for 2016	for 2016 By Emergency Appropriation	Total for 2016 As Modified By All Transfers	Paid or Charged	Reserved
EXECUTIVE BRANCH (continued)							
Department of Health (continued):							
Public Health Priority Fund:							
Salaries and Wages	27-330-120-1	785,000	744,938		744,938	744,938	0
Other Expenses	27-330-120-2	52,000	52,000		52,000	37,808	14,192
Shared Services Health Agreements:							
Salaries and Wages	27-330-135-1	1,622,756	1,592,933		1,592,933	1,592,933	0
Other Expenses	27-330-135-2	10,000	10,000		10,000	9,565	435
Division of Animal Center:							
Salaries and Wages	27-330-140-1	1,495,000	1,402,655		1,402,655	1,390,599	12,056
Other Expenses	27-330-140-2	622,715	528,515		613,515	588,637	24,878
Department Total	27-330-399	17,952,897	17,317,648		16,977,648	16,440,055	537,593
Department of Human Services:							
Division of Family Guidance:							
Salaries and Wages	27-340-105-1	4,197,466	4,144,749		3,944,749	3,714,694	230,055
Other Expenses	27-340-105-2	309,653	359,870		399,870	382,595	17,275

CURRENT FUND - APPROPRIATIONS

8. GENERAL APPROPRIATIONS (A) Operations	FCOA	Appropriated				Expended 2016	
		for 2017	for 2016	for 2016 By Emergency Appropriation	Total for 2016 As Modified By All Transfers	Paid or Charged	Reserved
EXECUTIVE BRANCH (continued)							
Department of Human Services (continued):							
Division of Community Services:							
Salaries and Wages	27-340-110-1	1,975,318	1,910,858		2,049,858	1,806,053	243,805
Other Expenses	27-340-110-2	3,283,488	3,234,184		3,235,184	2,952,248	282,936
Division of Senior Services							
Salaries of Wages	27-340-150-1	876,474	702,429		702,429	571,204	131,225
Other Expenses	27-340-150-2	1,209,162	1,205,068		1,220,068	1,196,848	23,220
Juvenile Detention Center:							
Salaries and Wages	27-340-106-1	1,677,517	1,585,590		1,585,590	1,509,103	76,487
Other Expenses	27-340-106-2	322,672	-				-
Division of Youth and Family Services:							
Other Expenses	27-340-160-2	-	3,297,620		3,297,620	3,297,620	-
Department Total	27-340-399	13,851,750	16,440,368		16,435,368	15,430,367	1,005,001

CURRENT FUND - APPROPRIATIONS

8. GENERAL APPROPRIATIONS (A) Operations	FCOA	Appropriated				Expended 2016	
		for 2017	for 2016	for 2016 By Emergency Appropriation	Total for 2016 As Modified By All Transfers	Paid or Charged	Reserved
EXECUTIVE BRANCH (continued)							
Department of Law:							
Salaries and Wages	20-155-100-1	2,064,700	1,817,548		1,821,548	1,811,933	9,615
Other Expenses	20-155-100-2	73,300	69,600		75,600	70,220	5,380
Mental Patients in State Institutes:							
DMH&H Costs - State Share - Prior Year Business	20-155-110-2	-	1,541		1,541	-	1,541
DMH&H Costs - County Share - Prior Year Balances	20-155-110-2	-	2,201		2,201	2,201	-
Other Expenses - County Share	20-155-110-2	315,000	315,000		315,000	227,917	87,083
Mentally Retarded - DDD Costs - State Share	20-155-110-2	-	32,211,841		32,211,841	32,211,841	-
Mentally Retarded - DDD Costs - County Share	20-155-110-2	588,468	652,766		652,766	652,766	-
Mental Diseases - DMH&H Costs - State Share	20-155-110-2	-	5,356,537		5,356,537	5,356,537	-
Mental Diseases - DMH&H Costs - County Share	20-155-110-2	2,599,679	2,295,659		2,295,659	2,295,659	-
Department Total	20-155-399	5,641,147	42,722,693		42,732,693	42,629,073	103,620

CURRENT FUND - APPROPRIATIONS

8. GENERAL APPROPRIATIONS (A) Operations	FCOA	Appropriated				Expended 2016	
		for 2017	for 2016	for 2016 By Emergency Appropriation	Total for 2016 As Modified By All Transfers	Paid or Charged	Reserved
EXECUTIVE BRANCH (continued)							
Department of Public Safety:							
Division of Safety and Security							
Salaries and Wages	25-240-101-1	1,918,558	1,689,710		1,689,710	1,664,477	25,233
Other Expenses	25-240-101-2	138,200	5,000		5,000	4,947	53
Division of Weights and Measures & Consumer Affairs:							
Salaries and Wages	25-240-105-1	849,165	573,135		613,135	604,115	9,020
Other Expenses	25-240-105-2	145,767	103,469		103,469	100,688	2,781
Division of the Medical Examiner:							
Salaries and Wages	25-240-110-1	697,602	633,210		634,210	634,210	0
Other Expenses	25-240-110-2	381,085	347,650		347,650	286,420	61,230
Division of Emergency Management:							
Salaries and Wages	25-252-100-1	550,718	558,265		558,265	528,941	29,324
Other Expenses	25-252-100-2	145,800	124,620		124,620	80,615	44,005
Division of Public Safety Oper 911-Dispatch							
Salaries and Wages	25-252-105-1	2,896,484	2,703,959		2,833,959	2,833,905	54
Other Expenses	25-252-105-2	1,607,800	1,658,800		1,658,800	1,439,436	219,364
Division of Law and Public Safety:							
Salaries and Wages	25-240-120-1	1,731,138	1,664,149		1,364,149	1,331,351	32,798
Other Expenses	25-240-120-2	506,310	470,679		470,679	387,375	83,304
Department Total	25-240-399	11,568,627	10,532,646		10,403,646	9,896,480	507,166

CURRENT FUND - APPROPRIATIONS

8. GENERAL APPROPRIATIONS (A) Operations	FCOA	Appropriated				Expended 2016	
		for 2017	for 2016	for 2016 By Emergency Appropriation	Total for 2016 As Modified By All Transfers	Paid or Charged	Reserved
EXECUTIVE BRANCH (continued)							
Department of Public Works:							
Division of General Services:							
Salaries and Wages	26-310-100-1	3,872,430	3,760,564		3,770,564	3,669,314	101,250
Other Expenses	26-310-100-2	7,991,000	8,283,540		8,383,540	6,990,152	1,393,388
Division of Mechanical Services							
Salaries and Wages	26-310-120-1	1,158,373	995,354		995,354	883,956	111,398
Other Expenses	26-310-120-2	2,204,250	2,249,000		2,249,000	1,347,160	901,840
Division of Administration:							
Salaries and Wages	26-290-100-1	457,051	439,498		439,498	423,846	15,652
Other Expenses	26-290-100-2	2,600	2,525		3,525	2,847	678
Division of Shared Services:							
Salaries and Wages	26-291-100-1	67,295	66,235		66,235	65,300	935
Division of Operations:							
Salaries and Wages	26-292-100-1	941,918	542,542		542,542	456,362	86,180
Other Expenses	26-292-100-2	2,595,650	835,500		880,500	875,917	4,583
Division of Engineering:							
Salaries and Wages	26-293-100-1				-	-	-
Other Expenses	26-293-100-2				-	-	-
Division of Community Transportation							
Salaries and Wages	26-315-100-1	1,154,909	1,203,571		1,203,571	815,023	388,548
Other Expenses	26-315-100-2	60,000	60,000		60,000	42,086	17,914

CURRENT FUND - APPROPRIATIONS

8. GENERAL APPROPRIATIONS (A) Operations	FCOA	Appropriated				Expended 2016	
		for 2017	for 2016	for 2016 By Emergency Appropriation	Total for 2016 As Modified By All Transfers	Paid or Charged	Reserved
EXECUTIVE BRANCH (continued)							
Department of Public Works (continued):							
Division of Mosquito Control:							
Salaries and Wages	26-320-105-1	777,349.00	937,724.00		962,724.00	928,639.18	34,084.82
Other Expenses	26-320-105-2	204,640.00	145,530.00		145,530.00	141,093.64	4,436.36
Department Total	26-400-399	21,487,465.00	19,521,583.00		19,702,583.00	16,641,695.82	3,060,887.18
Department of Parks:							
Division of Cultural and Historic Affairs:							
Salaries and Wages	28-370-100-1	208,617.00	181,586.00		201,586.00	201,586.00	-
Other Expenses	28-370-100-2	35,675.00	33,075.00		33,075.00	30,735.27	2,339.73
Division of Parks and Recreation:							
Salaries and Wages	28-375-100-1	4,730,900.00	4,832,524.00		4,512,524.00	4,374,509.92	138,014.08
Other Expenses	28-375-100-2	3,477,231.00	2,647,131.00		3,047,131.00	2,850,325.56	196,805.44
Division of Golf Courses							
Salaries and Wages	28-377-100-1	3,131,397.00	2,878,212.00		3,037,212.00	2,928,763.16	108,448.84
Other Expenses	28-377-100-2	1,144,600.00	1,062,989.00		1,068,989.00	925,047.82	143,941.18
Department Total	28-400-399	12,728,420.00	11,635,517.00		11,900,517.00	11,310,967.73	589,549.27

CURRENT FUND - APPROPRIATIONS

8. GENERAL APPROPRIATIONS (A) Operations	FCOA	Appropriated				Expended 2016	
		for 2017	for 2016	for 2016 By Emergency Appropriation	Total for 2016 As Modified By All Transfers	Paid or Charged	Reserved
EXECUTIVE BRANCH (continued)							
Department of Planning and Engineering							
Division of Construction Board of Appeals:							
Other Expenses	20-180-105-2	375	375		375	76	299
Division of Planning							
Salaries and Wages	20-180-110-1	1,372,645	1,358,609		1,358,609	1,297,642	60,967
Other Expenses	20-180-110-2	38,421	44,381		44,381	30,928	13,454
Division of Engineering							
Salaries and Wages	20-180-120-1	1,243,525	1,161,945		1,196,945	1,196,945	-
Other Expenses	20-180-120-2	68,410	62,860		62,860	60,386	2,474
Division of Transportation Planning:							
Other Expenses	20-180-115-2	29,000	29,000		29,000		29,000
Department Total	26-180-399	2,752,376	2,657,170		2,692,170	2,585,978	106,192
TOTAL EXECUTIVE BRANCH	28-499	185,486,476	215,691,837		217,252,837	209,859,782	7,288,055

CURRENT FUND - APPROPRIATIONS

8. GENERAL APPROPRIATIONS (A) Operations	FCOA	Appropriated				Expended 2016	
		for 2017	for 2016	for 2016 By Emergency Appropriation	Total for 2016 As Modified By All Transfers	Paid or Charged	Reserved
EDUCATIONAL AGENCIES							
Superintendent of Schools:							
Salaries and Wages	29-392-100-1	389,123	414,024		414,024	382,400	31,624
Other Expenses	29-392-100-2	32,255	23,255		23,255	21,711	1,544
Vocational Schools:							
Other Expenses	29-393-100-2	30,460,565	29,788,657		29,788,657	29,788,657	1
Bergen County Community College							
Other Expenses	29-395-100-2	20,310,979	19,900,000		19,900,000	19,899,999	1
Special Services School:							
Other Expenses	29-394-100-2	9,720,658	9,222,239		9,222,239	9,222,239	-
TOTAL EDUCATIONAL AGENCIES	29-499	60,913,580	59,348,175		59,348,175	59,315,006	33,169
CONSTITUTIONAL OFFICERS							
County Surrogate:							
Salaries and Wages	20-160-100-1	1,714,651	1,654,702		1,654,702	1,598,306	56,396
Other Expenses	20-160-100-2	71,285	71,285		71,285	65,884	5,401

CURRENT FUND - APPROPRIATIONS

8. GENERAL APPROPRIATIONS (A) Operations	FCOA	Appropriated				Expended 2016	
		for 2017	for 2016	for 2016 By Emergency Appropriation	Total for 2016 As Modified By All Transfers	Paid or Charged	Reserved
CONSTITUTIONAL OFFICERS (continued)							
County Clerk:							
Salaries and Wages	20-120-100-1	2,648,398	2,565,304		2,575,304	2,567,869	7,435
Other Expenses	20-120-100-2	2,178,900	2,167,400		2,189,400	2,132,442	56,958
County Prosecutor:							
Salaries and Wages	25-275-100-1	29,198,041	28,378,231		27,503,231	26,594,486	908,745
Other Expenses	25-275-100-2	1,446,000	1,446,000		1,446,000	1,374,619	71,381
Sheriff:							
Salaries and Wages	25-270-100-1	17,448,718	15,093,233		14,293,233	14,109,225	184,008
Other Expenses	25-270-100-2	727,779	560,167		665,167	653,782	11,385
Bureau of Identification (Sheriff):							
Salaries and Wages	25-270-105-1	4,812,619	5,144,188		4,994,188	4,860,922	133,266
Other Expenses	25-270-105-2	156,576	152,200		152,200	137,134	15,066
County Jail (Sheriff):							
Salaries and Wages	25-270-280-1	37,740,554	37,702,515		36,702,515	36,516,553	185,962
Other Expenses	25-270-280-2	6,548,954	6,177,232		6,382,232	5,515,221	867,011

CURRENT FUND - APPROPRIATIONS

8. GENERAL APPROPRIATIONS (A) Operations	FCOA	Appropriated				Expended 2016	
		for 2017	for 2016	for 2016 By Emergency Appropriation	Total for 2016 As Modified By All Transfers	Paid or Charged	Reserved
CONSTITUTIONAL OFFICERS (continued)							
Bureau of Police Services							
Salaries and Wages	25-270-300-1	10,957,408	11,654,298		11,654,298	11,619,344	34,954
Other Expenses	25-270-300-2	139,561	244,500		244,500	140,670	103,830
TOTAL CONSTITUTIONAL OFFICERS	30-499	115,789,444	113,011,255		110,528,255	107,886,457	2,641,798
OTHER BOARDS AND AGENCIES							
Board of Social Services (Welfare):							
Administration - County Share	27-345-100-172	7,144,109	7,337,321		7,337,321	7,337,321	-
Temporary Assistance to Needy Families - County Share	27-345-100-173	132,185	321,493		321,493	133,000	188,493
Supplemental Security Income - State Share	27-345-100-174	1,075,158	1,471,295		1,471,295	1,200,000	271,295
Board of Taxation:							
Salaries and Wages	20-150-100-1	560,242	490,300		490,300	442,010	48,290
Other Expenses	20-150-100-2	-	-		-	-	-
Board of Elections:							
Salaries and Wages	20-121-100-1	1,075,625	433,711		455,711	455,711	-
Other Expenses	20-121-100-2	358,000	1,020,169		1,020,169	851,515	168,654

CURRENT FUND - APPROPRIATIONS

8. GENERAL APPROPRIATIONS (A) Operations	FCOA	Appropriated				Expended 2016	
		for 2017	for 2016	for 2016 By Emergency Appropriation	Total for 2016 As Modified By All Transfers	Paid or Charged	Reserved
OTHER BOARD AND AGENCIES (continued)							
Superintendent of Elections:							
Salaries and Wages	20-121-105-1	643,174	652,644		652,644	643,009	9,635
Other Expenses	20-121-105-2	404,935	362,750		432,750	425,053	7,697
Commissioner of Registration:							
Salaries and Wages	20-121-110-1	1,214,541	1,214,535		1,214,535	1,075,896	138,639
Other Expenses	20-121-110-2	180,000	176,000		176,000	158,811	17,189
TOTAL OTHER BOARD AND AGENCIES	31-499	12,787,969	13,480,218		13,572,218	12,722,325	849,893

CURRENT FUND - APPROPRIATIONS

8. GENERAL APPROPRIATIONS (A) Operations	FCOA	Appropriated				Expended 2016	
		for 2017	for 2016	for 2016 By Emergency Appropriation	Total for 2016 As Modified By All Transfers	Paid or Charged	Reserved
Public and Private Programs Offset by Revenues	XXXXXXXXXXXX	XXXXXXXXXXXX X	XXXXXXXXXXXX X	XXXXXXXXXXXX X	XXXXXXXXXXXX X	XXXXXXXXXXXX X	XXXXXXXXXXXX X
Area Plan Grant	41-701	4,255,550	6,711,070		6,711,070	6,711,070	
Vision /Detention Alternatives	41-702	101,001	101,001		101,001	101,001	
IOLTA Fund Grant	41-703	15,000	16,280		16,280	16,280	
Homeless Program (7/1/16 - 6/30/17)	41-704	340,000	1,275,366		1,275,366	1,275,366	
Medicare Improvement for Patients & Providers Act (MIPPA) (10/1/16	41-705		40,000		40,000	40,000	
Victims of Crime Act Program Grant (VOCA)	41-706		210,427		210,427	210,427	
Human Services Advisory Council (HSAC)	41-708	66,073	66,073		66,073	66,073	
County Comprehensive Alcohol Program	41-709	1,043,952	1,120,483		1,120,483	1,120,483	
Drunk Driving Enforcement Fund	41-710	5,719	8,465		8,465	8,465	
Comprehensive Community Project	41-711		50,000		50,000	50,000	
Subregional Transportation Planning Grant	41-713		198,164		198,164	198,164	
Municipal Alliance Program	41-715		757,888		757,888	757,888	
US Marshal Regional Fugitive Task Force	41-716		15,000		15,000	15,000	
Senior Citizen & Disabled Transportation Program	41-717		1,404,961		1,404,961	1,404,961	
State Health Insurance Program (SHIP)	41-719		31,000		31,000	31,000	

CURRENT FUND - APPROPRIATIONS

8. GENERAL APPROPRIATIONS (A) Operations	FCOA	Appropriated				Expended 2016	
		for 2017	for 2016	for 2016 By Emergency Appropriation	Total for 2016 As Modified By All Transfers	Paid or Charged	Reserved
Public and Private Programs Offset by Revenues	xxxxxxxxxxxx	x x x x x x x x	xxxxxxxxxxxx	xxxxxxxxxxxx	xxxxxxxxxxxx	xxxxxxxxxxxx	xxxxxxxxxxxx
Bergen County HIV/CTS Program	41-720	107,000	106,863		106,863	106,863	
Clean Communities Program	41-721		174,015		174,015	174,015	
Medicare Special Benefits Outreach & Enrollment Assistance (10/1/15 - 9/2	41-722		40,000		40,000	40,000	
Spring House for Women	41-723		77,404		77,404	77,404	
Veterans Transportation	41-725		26,000		26,000	26,000	
Sexual Assault Nurse Examiner(SART/SANE)	41-726	86,149			-	-	
Respite Care Program	41-727	565,480	565,480		565,480	565,480	
Personal Assistance Service Program (PASP)	41-728	93,054	93,054		93,054	93,054	
Medicaid Peer Grouping	41-729	1,900,000	1,430,417		1,430,417	1,430,417	
Work First NJ Administration	41-730		114,461		114,461	114,461	
Mental Health Board Administration	41-734	12,000			-	-	
Cancer Education & Early Detection Program (CEED)	41-735		763,409		763,409	763,409	
Hazard Mitigation Grant Program	41-736	250,000			-	-	
Early Intervention Program	41-739		1,480,493		1,480,493	1,480,493	
Unified Child Care (10/1/16 - 6/30/17)	41-742		1,690,271		1,690,271	1,690,271	
Unified Child Care (7/1/15 - 9/30/16)	41-743		24,986		24,986	24,986	
Megan's Law Grant	41-744		11,818		11,818	11,818	
Special Child Health Case Management	41-746		141,367		141,367	141,367	
Personal Assistance Services Program (PASP) Hudson County	41-747	24,163	24,163		24,163	24,163	

CURRENT FUND - APPROPRIATIONS

8. GENERAL APPROPRIATIONS (A) Operations	FCOA	Appropriated				Expended 2016							
		for 2017	for 2016	for 2016 By Emergency Appropriation	Total for 2016 As Modified By All Transfers	Paid or Charged		Reserved					
Public and Private Programs Offset by Revenues	XXXXXXXXXXXX	XXXXXXXXXXXX	XXXXXXXXXXXX	XXXXXXXXXXXX	XXXXXXXXXXXX	XXXXXXXXXXXX	XXXXXXXXXXXX	XXXXXXXXXXXX	XXXXXXXXXXXX	XXXXXXXXXXXX	XXXXXXXXXXXX	XXXXXXXXXXXX	XXXXXXXXXXXX
Victims Assistance Grant (VAG)	41-748	90,177	90,177		90,177	90,177							
Aggressive Driving Program (10/1/16 - 09/30/17)	41-749		25,000		25,000	25,000							
NJ's Comprehensive Cancer Control Plan	41-750		130,800		130,800	130,800							
Juvenile Detention Alternatives Initiative Innovation Program	41-752	79,720	68,669		68,669	68,669							
Sheriff IV D Reimbursement Grant	41-753	594,154	572,725		572,725	572,725							
Aggressive Driving Program (10/1/15 - 09/30/16)	41-754		25,000		25,000	25,000							
Bergen County Right to Know Program	41-755		21,869		21,869	21,869							
Homeless Program (7/1/15 - 6/30/16)	41-758		301,600		301,600	301,600							
Senior Farmers Market Grant	41-759		3,500		3,500	3,500							
State Criminal Alien Assistance Grant	41-760	535,827			-	-							
HUD-Veteran's Supportive Housing	41-762	88,415	88,415		88,415	88,415							
Work First New Jersey Administration DOL	41-763		40,000		40,000	40,000							
Venture Program	41-764		635,173		635,173	635,173							

CURRENT FUND - APPROPRIATIONS

8. GENERAL APPROPRIATIONS (A) Operations	FCOA	Appropriated				Expended 2016	
		for 2017	for 2016	for 2016 By Emergency Appropriation	Total for 2016 As Modified By All Transfers	Paid or Charged	Reserved
Public and Private Programs Offset by Revenues	XXXXXXXXXXXX	XXXXXXXXXXXX	XXXXXXXXXXXX	XXXXXXXXXXXX	XXXXXXXXXXXX	XXXXXXXXXXXX	XXXXXXXXXXXX
Job Access & Reverse Commute (JARC)	41-765	140,000	80,000		80,000	80,000	
Emergency Management Agency Assistance (EMAA)	41-766	55,000			-	-	
County History Partnership Program	41-768	60,000			-	-	
Kessler Foundation	41-769	10,000			-	-	
Mental Health Law Project	41-770		246,898		246,898	246,898	
Gang, Gun & Narcotics Task Force (7/1/16 - 6/30/17)	41-771		71,117		71,117	71,117	
Gang, Gun & Narcotics Task Force (7/1/15 - 6/30/16)	41-772		72,236		72,236	72,236	
Bioterrorism Preparedness Program - LINCIS Agencies Grant	41-773		313,396		313,396	313,396	
Stop Violence Against Women Grant (VAWA)	41-775		31,930		31,930	31,930	
State/Community Partnership Program	41-777	830,965	830,965		830,965	830,965	
Children's Interagency Coordination Council	41-778		36,874		36,874	36,874	
HUD - Homeless Management Information System	41-779	82,893	82,893		82,893	82,893	
Domestic Violence Intervention Services	41-780	507,161	503,857		503,857	503,857	
Local Arts Program	41-783	96,777	96,777		96,777	96,777	
County Environmental Health Act (CEHA)	41-785	213,370	271,170		271,170	271,170	
Prosecutor Body Armor Replacement	41-786		8,520		8,520	8,520	
Special Project of Nation Significance	41-788		16,000		16,000	16,000	

CURRENT FUND - APPROPRIATIONS

8. GENERAL APPROPRIATIONS (C) Capital Improvements	FCOA	Appropriated				Expended 2016	
		for 2017	for 2016	for 2016 By Emergency Appropriation	Total for 2016 As Modified By All Transfers	Paid or Charged	Reserved
Capital Improvement Fund							-
Down Payments on Improvements	44-915-100	3,012,500	2,800,000		2,800,000	2,800,000	-
Acquisition of Various Equipment & Improvements	44-915-105	100,000	100,000		100,000	36,464	63,536
Acquisition of Office Equipment	44-915-110						-
							-
							-
							-
Total Capital Improvements	44-999	3,112,500	2,900,000		2,900,000	2,836,464	63,536

CURRENT FUND - APPROPRIATIONS

8. GENERAL APPROPRIATIONS (D) County Debt Service	FCOA	Appropriated				Expended 2016	
		for 2017	for 2016	for 2016 By Emergency Appropriation	Total for 2016 As Modified By All Transfers	Paid or Charged	Reserved
Payment of Bond Principal:							XXXXXXXXXXXXX XXX
a) Park Bonds							XXXXXXXXXXXXX XXX
b) County College Bonds							XXXXXXXXXXXXX XXX
c) State Aid - County College Bonds (N.J.S. 18A:64A-22.6)	45-920-110	5,800,000	5,440,000		5,440,000	3,775,000	XXXXXXXXXXXXX XXX
d) Vocational School Bond	45-920-105	7,000,000	7,611,000		7,611,000	7,611,000	XXXXXXXXXXXXX XXX
e) Other Bonds	45-920-100	43,000,000	44,268,662		44,268,662	42,478,662	XXXXXXXXXXXXX XXX
Payment of Bond Anticipation Notes							XXXXXXXXXXXXX XXX
Interest on Bonds:							XXXXXXXXXXXXX XXX
a) Park Bonds							XXXXXXXXXXXXX XXX
b) County College Bonds							XXXXXXXXXXXXX XXX
c) State Aid - County College Bonds (N.J.S. 18A:64A-22.6)	45-930-110	700,000	753,235		753,235	559,039	XXXXXXXXXXXXX XXX
d) Vocational School Bond	45-930-105	1,800,000	2,830,349		2,830,349	2,825,613	XXXXXXXXXXXXX XXX
e) Other Bonds	45-930-100	23,579,349	19,010,990		19,010,990	19,001,012	XXXXXXXXXXXXX XXX
Interest on Bond Anticipation Notes	45-930-120	4,100,000	2,600,000		2,600,000	2,516,989	XXXXXXXXXXXXX XXX
Green Trust Loan Program:							XXXXXXXXXXXXX XXX
Loan Repayments for Principal and Interest	45-940-100	10,000	400,000		400,000	159,832	
Forward Supply Contracts - Refunding Issue							XXXXXXXXXXXXX XXX
Total County Debt Service	45-999	85,989,349	82,914,236		82,914,236	78,927,147	XXXXXXXXXXXXX XXX

CURRENT FUND - APPROPRIATIONS

8. GENERAL APPROPRIATIONS (E) Deferred Charges and Statutory Expenditures- County	FCOA	Appropriated				Expended 2016			
		for 2017	for 2016	for 2016 By Emergency Appropriation	Total for 2016 As Modified By All Transfers	Paid or Charged	Reserved		
	XXXXXXXXXXXXXXXX	XXXXXXXXXXXXXXXX X	XXXXXXXXXXXXXXXX X	XXXXXXXXXXXXXXXX XXX	XXXXXXXXXXXXXXXX X	XXXXXXXXXXXXXXXX X	XXXXXXXXXXXXXXXX X	XXXXXXXXXXXXXXXX XXX	
(1) DEFERRED CHARGES	XXXXXXXXXXXXXXXX	XXXXXXXXXXXXXXXX X	XXXXXXXXXXXXXXXX X	XXXXXXXXXXXXXXXX XXX	XXXXXXXXXXXXXXXX X	XXXXXXXXXXXXXXXX X	XXXXXXXXXXXXXXXX X	XXXXXXXXXXXXXXXX XXX	
Emergency Authorizations	46-870			XXXXXXXXXXXXXXXX XXX				XXXXXXXXXXXXXXXX XXX	
Special Emergency Authorizations: 5 Years (40A:4-55) (40A:4-55.8)	46-875			XXXXXXXXXXXXXXXX XXX				XXXXXXXXXXXXXXXX XXX	
Special Emergency Authorizations: 3 Years (40A:4-55.1) (40A:4-55.13)	46-871			XXXXXXXXXXXXXXXX XXX				XXXXXXXXXXXXXXXX XXX	
Deferred Charges Unfunded Ord 03-40 5 Years - L.F.B. Approval	46-872			XXXXXXXXXXXXXXXX XXX				XXXXXXXXXXXXXXXX XXX	
Deferred Charges - Grant Expenditure	46-873	276,339		XXXXXXXXXXXXXXXX XXX				XXXXXXXXXXXXXXXX XXX	
				XXXXXXXXXXXXXXXX XXX				XXXXXXXXXXXXXXXX XXX	
				XXXXXXXXXXXXXXXX XXX				XXXXXXXXXXXXXXXX XXX	
				XXXXXXXXXXXXXXXX XXX				XXXXXXXXXXXXXXXX XXX	
				XXXXXXXXXXXXXXXX XXX				XXXXXXXXXXXXXXXX XXX	
				XXXXXXXXXXXXXXXX XXX				XXXXXXXXXXXXXXXX XXX	
				XXXXXXXXXXXXXXXX XXX				XXXXXXXXXXXXXXXX XXX	
				XXXXXXXXXXXXXXXX XXX				XXXXXXXXXXXXXXXX XXX	
				XXXXXXXXXXXXXXXX XXX				XXXXXXXXXXXXXXXX XXX	
				XXXXXXXXXXXXXXXX XXX				XXXXXXXXXXXXXXXX XXX	
				XXXXXXXXXXXXXXXX XXX				XXXXXXXXXXXXXXXX XXX	
				XXXXXXXXXXXXXXXX XXX				XXXXXXXXXXXXXXXX XXX	
				XXXXXXXXXXXXXXXX XXX				XXXXXXXXXXXXXXXX XXX	
				XXXXXXXXXXXXXXXX XXX				XXXXXXXXXXXXXXXX XXX	
				XXXXXXXXXXXXXXXX XXX				XXXXXXXXXXXXXXXX XXX	
				XXXXXXXXXXXXXXXX XXX				XXXXXXXXXXXXXXXX XXX	

CURRENT FUND - APPROPRIATIONS

8. GENERAL APPROPRIATIONS (E) Deferred Charges and Statutory Expenditures- County	FCOA	Appropriated				Expended 2016			
		for 2017	for 2016	for 2016 By Emergency Appropriation	Total for 2016 As Modified By All Transfers	Paid or Charged		Reserved	
	xxxxxxx	xxxxxxxxxxxxxxxxx x	xxxxxxxxxxxxxxxxx x	xxxxxxxxxxxxxxxxx x	xxxxxxxxxxxxxxxxx x	xxxxxxxxxxxxxxxxx x	xxxxxxxxxxxxxxxxx x	xxxxxxxxxxxxxxxxx x	xxxxxxxxxxxxxxxxx x
(2) STATUTORY EXPENDITURES:	xxxxxxx	xxxxxxxxxxxxxxxxx x	xxxxxxxxxxxxxxxxx x	xxxxxxxxxxxxxxxxx x	xxxxxxxxxxxxxxxxx x	xxxxxxxxxxxxxxxxx x	xxxxxxxxxxxxxxxxx x	xxxxxxxxxxxxxxxxx x	xxxxxxxxxxxxxxxxx x
Contribution to:									
Public Employees' Retirement System	36-471	11,081,606	10,598,066		10,598,066	10,575,832	22,234		
Social Security System (O.A.S.I.)	36-472	13,026,907	12,578,028		11,753,028	11,418,094	334,934		
County Pension and Retirement Fund									
Unemployment Compensation Insurance (N.J.S.A. 43:21-3 et seq.)	36-476	100,000	470,000		470,000	470,000	-		
Police and Firemen's Retirement System	36-474	17,672,297	16,608,503		18,263,503	18,066,448	197,055		
Defined Contribution Retirement Program	36-473	50,000	50,000		50,000	-	50,000		
Total Deferred Charges and Statutory Expenditures - County	46-999	42,207,149	40,304,597		41,134,597	40,530,374	604,223		
(F) Judgements	37-480								
(G) Cash Deficit of Preceeding Year	46-855								
9. TOTAL GENERAL APPROPRIATIONS FOR COUNTY	34-499	519,929,297	554,991,330		554,991,330	539,272,860	11,626,381		

CURRENT FUND - APPROPRIATIONS

8. GENERAL APPROPRIATIONS Summary of Appropriations	FCOA	Appropriated				Expended 2016	
		for 2017	for 2016	for 2016 By Emergency Appropriation	Total for 2016 As Modified By All Transfers	Paid or Charged	Reserved
	xxxxxxx						
(A) Operations:	xxxxxxx						
Subtotal Operations	34-999	376,350,699	402,885,215		402,055,215	390,991,593	10,958,622
Public & Private Progs Offset by Revenues	41-999	12,269,600	25,987,282		25,987,282	25,987,282	-
(B) Contingent	35-470						
Total Operations Including Contingent	34-201	388,620,299	428,872,497		428,042,497	416,978,875	10,958,622
(C) Capital Improvements	44-999	3,112,500	2,900,000		2,900,000	2,836,464	63,536
(D) Debt Service	45-999	85,989,349	82,914,236		82,914,236	78,927,147	x
(E) Total Deferred Charges & Statutory Expenditures	46-999	42,207,149	40,304,597		41,134,597	40,530,374	604,223
(F) Judgements	37-480						
(G) Cash Deficit of Preceeding Year	46-885						
Total General Appropriations	34-499	519,929,297	554,991,330		554,991,330	539,272,860	11,626,381

Dedication by Rider- (N.J.S. 40a:4-39) " The dedicated revenues anticipated during the year 2017 from Motor Vehicle Fines; Solid Fuel Licenses and Poultry Licenses; Bequest, Escheat; Unemployment Compensation Insurance; Reimbursement for Sale of Gasoline to State Automobiles; Weights & Measures; State Fee Reimbursement; Narcotics Task Force Revenue; Self Insured Unemployment Compensation Trust Fund; Prosecutor's County Law Enforcement Trust Account "CLETA"; Resource Recovery Trust Fund; Open Space Trust Fund; Community Development Block Grant Act of 1974; Attorney Identification Program; Homeless Trust Fund; Celebration of Public Events Donations; Acceptance of Bequests; Legacies and Gifts are hereby anticipated as revenue and are appropriated for the purposes which said revenue is dedicated by statute or other legal requirement.

(Insert additional appropriate titles in space above when applicable, if resolution for rider has been approved by the Director)

DEDICATED WATER UTILITY BUDGET - (continued)

* Note: Use sheet 33 for Water Utility only.

11. APPROPRIATIONS FOR WATER UTILITY	FCOA	Appropriated								Expended 2016			
		for 2017		for 2016		for 2016 By Emergency Appropriation		Total for 2016 As Modified By All Transfers		Paid or Charged		Reserved	
Operating:	xxxxxx	xxxxxxxxxx	xx	xxxxxxxxxx	xx	xxxxxxxxxx	xx	xxxxxxxxxx	xx	xxxxxxxxxx	xx	xxxxxxxxxx	xx
Salaries & Wages	55-501												
Other Expenses	55-502												
Capital Improvements:	xxxxxx	xxxxxxxxxx	xx	xxxxxxxxxx	xx	xxxxxxxxxx	xx	xxxxxxxxxx	xx	xxxxxxxxxx	xx	xxxxxxxxxx	xx
Down Payments on Improvements	55-510												
Capital Improvement Fund	55-511												
Capital Outlay	55-512												
Debt Service		xxxxxxxxxx	xx	xxxxxxxxxx	xx	xxxxxxxxxx	xx	xxxxxxxxxx	xx	xxxxxxxxxx	xx	xxxxxxxxxx	xx
Payment of Bond Principal	55-520											xxxxxxxxxx	xx
Payment of Bond Anticipation Notes and Capital Notes	55-521											xxxxxxxxxx	xx
Interest on Bonds	55-522											xxxxxxxxxx	xx
Interest on Notes	55-523											xxxxxxxxxx	xx
												xxxxxxxxxx	xx

DEDICATED WATER UTILITY BUDGET - (continued)

* Note: Use sheet 33 for Water Utility only.

11. APPROPRIATIONS FOR WATER UTILITY	FCOA	Appropriated								Expended 2016			
		for 2017		for 2016		for 2016 By Emergency Appropriation		Total for 2016 As Modified By All Transfers		Paid or Charged		Reserved	
Deferred Charges and Statutory Expenditures:	xxxxxx	xxxxxxxxxx	xx	xxxxxxxxxx	xx	xxxxxxxxxx	xx	xxxxxxxxxx	xx	xxxxxxxxxx	xx	xxxxxxxxxx	xx
DEFERRED CHARGES:	xxxxxx	xxxxxxxxxx	xx	xxxxxxxxxx	xx	xxxxxxxxxx	xx	xxxxxxxxxx	xx	xxxxxxxxxx	xx	xxxxxxxxxx	xx
Emergency Authorizations	55-530					xxxxxxxxxx	xx					xxxxxxxxxx	xx
						xxxxxxxxxx	xx					xxxxxxxxxx	xx
						xxxxxxxxxx	xx					xxxxxxxxxx	xx
						xxxxxxxxxx	xx					xxxxxxxxxx	xx
						xxxxxxxxxx	xx					xxxxxxxxxx	xx
STATUTORY EXPENDITURES:	xxxxxx	xxxxxxxxxx	xx	xxxxxxxxxx	xx	xxxxxxxxxx	xx	xxxxxxxxxx	xx	xxxxxxxxxx	xx	xxxxxxxxxx	xx
Contribution To:													
Public Employees' Retirement System	55-540												
Social Security System (O.A.S.I)	55-541												
Unemployment Compensation Insurance (N.J.S.A. 43:21-3 et. seq.)	55-542												
Judgements	55-531												
Deficits in Operations in Prior Years	55-532					xxxxxxxxxx	xx					xxxxxxxxxx	xx
Surplus (General Budget)	55-545					xxxxxxxxxx	xx					xxxxxxxxxx	xx
TOTAL WATER UTILITY APPROPRIATIONS	55-599												

DEDICATED UTILITY BUDGET

10. DEDICATED REVENUES FROM -----	FCOA	Anticipated				Realized in Cash in 2016	
		2017		2016			
Operating Surplus Anticipated	08-501						
Operating Surplus Anticipated with Prior Written Consent of Director of Local Government Services	08-502						
Total Operating Surplus Anticipated	08-500						
Special Items of General Revenue Anticipated with Prior Written Consent of Director of Local Government Services	XXXXXXXX	XXXXXXXXXXXXXXXXXX	XX	XXXXXXXXXXXXXXXXXX	XX	XXXXXXXXXXXXXXXXXX	XX
Deficit(General Budget)	08-549						
Total ----- Utility Revenues	08-599						

Use a separate set of sheets for each separate Utility.

DEDICATED UTILITY BUDGET -(continued)

11. APPROPRIATIONS FOR UTILITY	FCOA	Appropriated								Expended 2016			
		for 2017		for 2016		for 2016 By Emergency Appropriation		Total for 2016 As Modified By All Transfers		Paid or Charged		Reserved	
Operating:	xxxxxxx	xxxxxxxxxxxx	xx	xxxxxxxxxxxx	xx	xxxxxxxxxxxx	xx	xxxxxxxxxxxx	xx	xxxxxxxxxxxx	xx	xxxxxxxxxxxx	xx
Salaries & Wages	55-501												
Other Expenses	55-502												
Capital Improvements:	xxxxxxx	xxxxxxxxxxxx	xx	xxxxxxxxxxxx	xx	xxxxxxxxxxxx	xx	xxxxxxxxxxxx	xx	xxxxxxxxxxxx	xx	xxxxxxxxxxxx	xx
Down Payments on Improvements	55-510												
Capital Improvement Fund	55-511					xxxxxxxxxxxx	xx						
Capital Outlay	55-512												
Debt Service	xxxxxxx	xxxxxxxxxxxx	xx	xxxxxxxxxxxx	xx	xxxxxxxxxxxx	xx	xxxxxxxxxxxx	xx	xxxxxxxxxxxx	xx	xxxxxxxxxxxx	xx
Payment of Bond Principal	55-520											xxxxxxxxxxxx	xx
Payment of Bond Anticipation Notes and Capital Notes	55-521											xxxxxxxxxxxx	xx
Interest on Bonds	55-522											xxxxxxxxxxxx	xx
Interest on Notes	55-523											xxxxxxxxxxxx	xx
												xxxxxxxxxxxx	xx

DEDICATED UTILITY BUDGET -(continued)

11. APPROPRIATIONS FOR UTILITY	FCOA	Appropriated						Expended 2016					
		for 2017		for 2016		for 2016 By Emergency Appropriation		Total for 2016 As Modified By All Transfers		Paid or Charged		Reserved	
Deferred Charges and Statutory Expenditures:	xxxxxxx	xxxxxxxxxxxx	xx	xxxxxxxxxxxx	xx	xxxxxxxxxxxx	xx	xxxxxxxxxxxx	xx	xxxxxxxxxxxx	xx	xxxxxxxxxxxx	xx
DEFERRED CHARGES:	xxxxxxx	xxxxxxxxxxxx	xx	xxxxxxxxxxxx	xx	xxxxxxxxxxxx	xx	xxxxxxxxxxxx	xx	xxxxxxxxxxxx	xx	xxxxxxxxxxxx	xx
Emergency Authorizations	55-530					xxxxxxxxxxxx	xx					xxxxxxxxxxxx	xx
						xxxxxxxxxxxx	xx					xxxxxxxxxxxx	xx
						xxxxxxxxxxxx	xx					xxxxxxxxxxxx	xx
						xxxxxxxxxxxx	xx					xxxxxxxxxxxx	xx
						xxxxxxxxxxxx	xx					xxxxxxxxxxxx	xx
STATUTORY EXPENDITURES:	xxxxxxx	xxxxxxxxxxxx	xx	xxxxxxxxxxxx	xx	xxxxxxxxxxxx	xx	xxxxxxxxxxxx	xx	xxxxxxxxxxxx	xx	xxxxxxxxxxxx	xx
Contribution to:													
Public Employees' Retirement System	55-540												
Social Security System (O.A.S.I.)	55-541												
Unemployment Compensation Insurance (N.J.S.A. 43:21-3 et. seq.)	55-542												
Judgements	55-531												
Deficits in Operation in Prior Years	55-532					xxxxxxxxxxxx	xx					xxxxxxxxxxxx	xx
Surplus(General Budget)	55-545					xxxxxxxxxxxx	xx					xxxxxxxxxxxx	xx
TOTAL UTILITY APPROPRIATIONS	55-599												

DEDICATED ASSESSMENT BUDGET

14. DEDICATED REVENUES FROM	FCOA	Anticipated		Realized in Cash in 2016
		2017	2016	
Assessment Cash	51-101			
Deficit (General Budget)	51-885			
Total Assessment Revenues	51-899			
15. APPROPRIATIONS FOR ASSESSMENT DEBT	FCOA	Appropriated		Expended 2016 Paid or Charged
		2017	2016	
Payment of Bond Principal	51-920			
Payment of Bond Anticipation Notes	51-925			
Total Assessment Appropriations	51-999			

DEDICATED WATER UTILITY ASSESSMENT BUDGET

14. DEDICATED REVENUES FROM	FCOA	Anticipated		Realized in Cash in 2016
		2017	2016	
Assessment Cash	52-101			
Deficit Water Utility Budget	52-885			
Total Water Utility Assessment Revenues	52-899			
15. APPROPRIATIONS FOR ASSESSMENT DEBT	FCOA	Appropriated		Expended 2016 Paid or Charged
		2017	2016	
Payment of Bond Principal	52-920			
Payment of Bond Anticipation Notes	52-925			
Total Water Utility Assessment Appropriations	52-999			

APPENDIX TO BUDGET STATEMENT

CURRENT FUND BALANCE SHEET - DECEMBER 31, 2016

ASSETS			
Cash and Investments	1110100	78,929,966	
Due from State of N.J.(c20,P.L. 1971)	1111000	-	
Federal and State Grants Receivable	1110200	13,750,392	
Receivables with Offsetting Reserves:	xxxxxxxxx	xxxxxxxxxxx	xx
Taxes Receivable	1110300		
Tax Title Liens Receivable	1110400		
Property Acquired by Tax Title Lien Liquidation	1110500		
Other Receivables	1110600	27,249,535	
Deferred Charges Required to be in 2017 Budget	1110700	276,339	
Deferred Charges Required to be in Budgets Subsequent to 2017	1110800		
Total Assets	1110900	120,206,232	
LIABILITIES, RESERVES AND SURPLUS			
*Cash Liabilities	2110100	40,864,959	
Reserves for Receivables	2110200	40,999,927	
Surplus	2110300	38,341,346	
Total Liabilities, Reserves and Surplus		120,206,232	

School Tax Levy Unpaid	2220110	N/A	
Less School Tax Deferred	2220200	N/A	
*Balance Included in Above "Cash Liabilities"	2220300	N/A	

(Important: This appendix must be included in advertisement of budget.)

COMPARATIVE STATEMENT OF CURRENT FUND OPERATIONS AND CHANGE IN CURRENT SURPLUS

		YEAR 2016	YEAR 2015
Surplus Balance, January 1st	2310100	33,777,997	32,660,719 58
CURRENT REVENUE ON A CASH BASIS			
Current Taxes			
*(Percentage collected: 2015 %, 2014 %)	2310200	405,044,406	386,966,708 42
Delinquent Taxes	2310300		
Other Revenues and Additions to Income	2310400	158,917,696	156,387,188 88
Total Funds	2310500	597,740,099	576,014,616 88
EXPENDITURES AND TAX REQUIREMENTS:			
County Appropriations	2310600	559,398,753	542,236,618 42
School Taxes (Including Local and Regional)	2310700	-	
County Taxes(Including Added Tax Amounts)	2310800	-	
Special District Taxes	2310900	-	
Other Expenditures and Deductions from Income	2311000	-	
Total Expenditures and Tax Requirements	2311100		
Less: Expenditures to be Raised by Future Taxes	2311200		
Total Adjusted Expenditures and Tax Requirements	2311300		
Surplus Balance - December 31st	2311400	38,341,346	33,777,997

*Nearest even percentage may be used

Proposed Use of Current Fund Surplus in 2017 Budget

Surplus Balance December 31, 2016	2311500	38,341,346	
Current Surplus Anticipated in 2017 Budget	2311600	19,350,000	
Surplus Balance Remaining	2311700	18,991,346	

2017

CAPITAL BUDGET AND CAPITAL IMPROVEMENT PROGRAM

This section is included with the Annual Budget pursuant to N.J.S.C. 5:30-4. It does not in itself confer any authorization to raise or expend funds. Rather it is a document used as part of the local unit's planning and management program. Specific authorization to expend funds for purposes described in this section must be granted elsewhere, by a separate bond ordinance, by inclusion of a line item in the Capital Improvement Section of this budget, by an ordinance taking the money from the Capital Improvement Fund, or other lawful means.

CAPITAL BUDGET

- A plan for all capital expenditures for the current fiscal year.

If no Capital Budget is included, check the reason why:

- Total capital expenditures this year do not exceed \$25,000, including appropriations for Capital Improvement Fund, Capital Line Items and Down Payments on Improvements.
- No bond ordinances are planned this year.

CAPITAL IMPROVEMENT PROGRAM

- A multi-year list of planned capital projects, including the current year.

Check appropriate box for number of years covered, including current year:

- 3 years. (Population under 10,000)
- 6 years. (Over 10,000 and all county governments)

NARRATIVE FOR CAPITAL IMPROVEMENT PROGRAM

Presented is the County of Bergen Spending Program for the years 2017 thru 2022, as currently projected.

**CAPITAL BUDGET (Current Year Action)
2017**

Local Unit COUNTY OF BERGEN

1 PROJECT TITLE	2 PROJECT NUMBER	3 ESTIMATED TOTAL COST	4 AMOUNTS RESERVED IN PRIOR YEARS	PLANNED FUNDING SERVICES FOR CURRENT YEAR - 2017					6 TO BE FUNDED IN FUTURE YEARS
				5a 2016 Budget Appropriations	5b Capital Improvement Fund	5c Capital Surplus	5d Grants in Aid and Other Funds	5e Debt Authorized	
County Open Space Improvements	1	100,000			5,000			95,000	
Information Technology Improvements	2	1,328,342				66,417		1,261,925	
Emergency Temporary Appropriation for Justice Center	3	1,000,000				50,000		950,000	
Health Care Center Improvements	4	402,000				20,100		381,900	
Public Health & Environmental Improvements	5	500,000				25,000		475,000	
Animal Shelter Improvements	6	95,500				4,775		90,725	
Spring House Renovations	7	10,000				500		9,500	
Human Services Improvements	8	435,000				21,750		413,250	
Medical Examiner Improvements	9	132,500				6,625		125,875	
Law & Public Safety Improvements	10	525,333				26,267		499,066.35	
Emergency Management Improvements	11	122,000				6,100		115,900	
Public Safety Operations 911 Improvements	12	1,060,000				53,000		1,007,000	
Weight & Measures Improvements	13	75,000				3,750		71,250	
Public Works Improvements	14	14,008,500				367,700	6,654,500	6,986,300	
Parks & Golf Division Improvements	15	3,935,000				196,750		3,738,250	
Planning & Engineering Improvements	16	17,679,000				573,950	6,200,000	10,905,050	
Bergen County Community College Improvements	17	5,500,000						5,500,000	
Special Schools Improvements	18	877,000						877,000	
Vocational Schools Improvements	19	3,450,000						3,450,000	
County Clerk Improvements	20	250,000				12,500		237,500	
Prosecutor Improvements	21	1,640,000				82,000		1,558,000	
Sheriff Improvements	22	5,218,000				260,900		4,957,100	
Jail Improvements	23	1,340,000				67,000		1,273,000	
BRMC Improvements	24	510,000				25,500		484,500	
Surrogate Improvements	25	1,100,000				55,000		1,045,000	
Superintendent of Schools and Elections Improvements	26	225,000				11,250		213,750	
PAGE TOTAL		61,518,175				1,941,834	12,854,500	46,721,841	

YEAR CAPITAL PROGRAM 2017-2022
Anticipated Project Schedule and Funding Requirements

Local Unit COUNTY OF BERGEN

1 PROJECT TITLE	2 PROJECT NUMBER	3 ESTIMATED TOTAL COSTS	4 ESTIMATED COMPLETION TIME	FUNDING AMOUNTS PER YEAR					
				5a 2017	5b 2018	5c 2019	5d 2020	5e 2021	5f 2022
County Open Space Improvements	1	1,375,000	2017-2022	100,000	325,000	300,000	250,000	200,000	200,000
Information Technology Improvements	2	2,775,342	2017-2022	1,328,342	367,500	174,500	383,500	312,000	209,500
Emergency Temporary Appropriation for Justice Center	3	1,000,000	2017-2022	1,000,000	0	0	0		
Health Care Center Improvements	4	1,703,000	2017-2022	402,000	221,000	567,000	445,000	15,000	53,000
Public Health & Environmental Improvements	5	1,627,000	2017-2022	500,000	305,000	387,000	335,000	100,000	0
Animal Shelter Improvements	6	3,978,500	2017-2022	95,500	3,577,000	256,000	50,000	0	0
Spring House Renovations	7	1,084,000	2017-2022	10,000.00	997,000	0	77,000	0	0
Human Services Improvements	8	2,130,000	2017-2022	435,000	487,000	217,000	387,000	217,000	387,000
Medical Examiner Improvements	9	1,144,500	2017-2022	132,500	817,500	14,500	100,000	15,000	65,000
Law & Public Safety Improvements	10	6,431,036	2017-2022	525,333	3,665,667	2,169,370	25,333	45,333	0
Emergency Management Improvements	11	1,569,000	2017-2022	122,000	353,000	472,000	276,000	163,000	183,000
Public Safety Operations 911 Improvements	12	6,623,000	2017-2022	1,060,000	2,214,000	1,467,000	1,352,000	130,000	400,000
Weight & Measures Improvements	13	331,000	2017-2022	75,000	30,000	31,000	32,000	33,000	130,000
Public Works Improvements	14	78,462,358	2017-2022	14,008,500	5,729,220	52,233,638	2,088,000	2,464,000	1,939,000
Parks & Golf Division Improvements	15	68,735,000	2017-2022	3,935,000	6,815,000	18,720,000	16,165,000	14,250,000	8,850,000
Planning & Engineering Improvements	16	73,318,000	2017-2022	17,679,000	10,703,000	11,103,000	11,603,000	11,105,000	11,125,000
Bergen County Community College Improvements	17	28,765,000	2017-2022	5,500,000	4,500,000	4,500,000	4,500,000	4,500,000	5,265,000
Special Schools Improvements	18	31,247,000	2017-2022	877,000	6,672,000	4,516,000	4,674,000	10,585,000	3,923,000
Vocational Schools Improvements	19	128,457,000	2017-2022	3,450,000	22,004,000	13,873,000	37,304,000	22,138,000	29,688,000
County Clerk Improvements	20	475,000	2017-2022	250,000	175,000	50,000			
Prosecutor Improvements	21	10,740,000	2017-2022	1,640,000	1,700,000	1,800,000	1,800,000	1,900,000	1,900,000
Sheriff Improvements	22	35,543,387	2017-2022	5,218,000	6,290,500	6,403,000	5,588,000	5,523,360	6,520,527
Jail Improvements	23	15,140,099	2017-2022	1,340,000	2,390,000	2,900,000	2,725,000	2,864,100	2,920,999
BRMC Improvements	24	510,000	2017-2022	510,000					
Surrogate Improvements	25	2,165,425	2017-2022	1,100,000	920,000	105,000			40,425
Superintendent of Schools and Elections Improvements	26	4,562,000	2017-2022	225,000	4,271,000	15,000	16,000	17,000	18,000
PAGE TOTAL		509,891,647		61,518,175	85,529,387	122,274,008	90,175,833	76,576,793	73,817,451

YEAR CAPITAL PROGRAM 2017-2022
SUMMARY OF ANTICIPATED FUNDING SOURCES AND AMOUNTS

Local Unit COUNTY OF BERGEN

1 PROJECT TITLE	2 Estimated Total Cost	BUDGET APPROPRIATIONS		4 Capital Improve- ment Fund	5 Capital Surplus	6 Grants-in- Aid and Other Funds	BONDS AND NOTES			
		3a Current Year 2017	3b Future Years				7a General	7b Self Liquidating	7c Assessment	7d School
County Open Space Improvements	1,375,000	100,000	1,275,000	68,750			1,306,250			
Information Technology Improvements	2,775,342	1,328,342	1,447,000	138,767			2,636,575			
Emergency Temporary Appropriation for Justice Center	1,000,000	1,000,000	0	50,000.00			950,000			
Health Care Center Improvements	1,703,000	402,000	1,301,000	85,150			1,617,850			
Public Health & Enviromental Improvements	1,627,000	500,000	1,127,000	81,350			1,545,650			
Animal Shelter Improvements	3,978,500	95,500	3,883,000	198,925.00			3,779,575			
Spring House Renovations	1,084,000	10,000	1,074,000	54,200			1,029,800			
Human Services Improvements	2,130,000	435,000	1,695,000	108,500			2,023,500			
Medical Examiner Improvements	1,144,500	132,500	1,012,000	57,225			1,087,275			
Law & Public Safety Improvements	6,431,036	525,333	5,905,703	321,552			6,109,484			
Emergency Management Improvements	1,589,000	122,000	1,447,000	78,450			1,490,550			
Public Safety Operations 911 Improvements	6,623,000	1,060,000	5,563,000	331,150			6,291,850			
Weight & Measures Improvements	331,000	75,000	256,000	18,550			314,450			
Public Works Improvements	78,462,358	14,008,500	64,453,858	3,590,393		6,854,500	68,217,465			
Parks & Golf Division Improvements	88,735,000	3,935,000	84,800,000	3,438,750			65,298,250			
Planning & Engineering Improvements	73,318,000	17,679,000	55,639,000	3,355,900		6,200,000	63,762,100			
Bergen County Community College Improvements	28,765,000	5,500,000	23,265,000							28,765,000
Special Schools Improvements	31,247,000	877,000	30,370,000							31,247,000
Vocational Schools Improvements	128,457,000	3,450,000	125,007,000							128,457,000
County Clerk Improvements	475,000	250,000	225,000	23,750			451,250			
Prosecutor Improvements	10,740,000	1,840,000	9,100,000	537,000			10,203,000			
Sheriff Improvements	35,543,387	5,218,000	30,325,387	1,777,189			33,766,218			
Jail Improvements	15,140,099	1,340,000	13,800,099	757,005			14,383,094			
BRMC Improvements	510,000	510,000	0	25,500			484,500			
Surrogate Improvements	2,185,425	1,100,000	1,085,425	108,271			2,057,154			
Superintendent of Schools and Elections Improvements	4,562,000	225,000	4,337,000	228,100			4,333,900			
PAGE TOTAL	509,891,647	61,518,175	448,373,472	15,428,407		12,854,500	293,139,740			188,469,000

SECTION 2 - UPON ADOPTION FOR YEAR 2017
(Only to be Included in the Budget as Finally Adopted)

RESOLUTION

BE IT RESOLVED by the Board of Chosen Freeholders of the County of Bergen that the budget herinbefore set forth is hereby adopted and shall constitute an appropriation for the purposes stated of the sums therein set forth as appropriations, and authorization of the amount of (Item 2 below) \$411,689,646 dollars for county to be raised by taxation and certification to the County Board of Taxation of the following summary of general revenues and appropriations.

RECORDED VOTE	<p style="text-align: center;"> <i>FREEHOLDER AMORESO</i> <i>FREEHOLDER GANZ</i> <i>FREEHOLDER ORTIZ</i> <i>FREEHOLDER SULLIVAN</i> <i>FREEHOLDER TANELLI</i> <i>FREEHOLDER VOSS</i> <i>FREEHOLDER CHAMBERMAN ZUR</i> </p>	Ayes {	Nays {	<p style="text-align: center;"> Abstained { Absent { </p>
(Insert last name)				

SUMMARY OF REVENUES

1. General Revenues		
Surplus Anticipated	08-100	\$ 19,350,000
Miscellaneous Revenues Anticipated	13-099	\$ 88,889,651
Receipts from Delinquent Taxes	15-499	\$ 0
2. AMOUNT TO BE RAISED BY TAXATION FOR MUNICIPAL PURPOSES (Item 6, Sheet 9)		
Total Revenues	13-299	\$ 519,929,297

SUMMARY OF APPROPRIATIONS

5. GENERAL APPROPRIATIONS	XXXXXXXXXX	XXXXXXXXXXXXXXXXXXXX
Within "CAPS"	XXXXXXXXXX	XXXXXXXXXXXXXXXXXXXX
(a&b) Operations including Contingent	34-201	\$ 388,620,299
(c) Capital Improvements	44-999	\$ 3,112,500
(d) Total Debt Service	45-999	\$ 85,989,349
(e) Deferred Charges and Statutory Expenditures - County	46-999	\$ 42,207,149
(f) Judgements	37-480	\$ 0
(g) Cash Deficit	46-885	\$ 0
		\$
		\$
		\$
Total General Appropriations	34-499	\$ 519,929,297

It is hereby certified that the within budget is a true copy of the budget finally adopted by resolution of the Governing Body on the 31 day of

May, 2017. It is further certified that each item of revenue and appropriation is set forth in the same amount and by the same title as

appeared in the 2017 approved budget and all amendments thereto, if any, which have been previously approved by the Director of Local Government Services.

Certified by me this 31st day of MAY, 2017 *Lara Rodery*, Clerk to the Board of Chosen Freeholders
signature

LOCAL UNIT Bergen County COUNTY/MUNICIPAL OPEN SPACE, RECREATION, FARMLAND AND HISTORIC PRESERVATION TRUST FUND

DEDICATED REVENUES		Anticipated		Realized in Cash in 2016	APPROPRIATIONS	FCOA	Appropriated		Expended 2016	
FROM TRUST FUND	FCOA	2017	2016				for 2017	for 2016	Paid or Charged	Reserved
Amount To Be Raised By Taxation	54-190	10,497,739.50	4,116,000.00	4,199,094.85	Development of Lands for Recreation and Conservation:		xxxxxxx	xxxxxxx	xxxxxxx	xxxxxxx
Added & Omitted		16,769.15	16,726.43	16,726.43	Salaries & Wages	54-385-1	243,903.00			
Interest Income	54-113	53,000.00	20,000.00	53,835.31	Other Expenses	54-385-2	159,610.00	1,214,800.00	1,214,800.00	-
					Maintenance of Lands for Recreation and Conservation:		xxxxxxx	xxxxxxx	xxxxxxx	xxxxxxx
Reserve Funds:					Salaries & Wages	54-375-1				
					Other Expenses	54-375-2				
					Historic Preservation:		xxxxxxx	xxxxxxx	xxxxxxx	xxxxxxx
					Salaries & Wages	54-176-1				
					Other Expenses	54-176-2	-	483,736.00	483,736.00	-
					Acquisition of Lands for Recreation and Conservation:	54-915-2	-	2,454,190.43	2,454,190.43	-
					Acquisition of Farmland	54-916-2				
					Down Payments on Improvements	54-906-2				
					Debt Service:		xxxxxxx	xxxxxxx	xxxxxxx	xxxxxxx
					Payment of Bond Principal	54-920-2	-	-	-	xxxxxxx
					Payment of Bond Anticipation Notes and	54-925-2				xxxxxxx
					Interest on Bonds	54-930-2	-	-	-	xxxxxxx
					Interest on Notes	54-935-2				xxxxxxx
					Reserve for Future Use	54-950-2	10,163,995.65			
Total Trust Fund Revenues:	54-299	10,567,508.65	4,152,726.43	4,269,656.59	Total Trust Fund Appropriations:	54-499	\$ 10,567,508.65	\$ 4,152,726.43	\$ 4,152,726.43	\$ -
Summary of Program										
Year Referendum Passed/Implemented:			1999							
			(Date)							
Rate Assessed:		\$	0.01							
Total Tax Collected to date		\$	149,026,813.54							
Total Expended to date:		\$	135,884,694.17							
Total Acreage Preserved to date	12/31/2015		778.5924							
			(Acres)							
Recreation land preserved in 2015:			0.0000							
			(Acres)							
Farmland preserved in 2015:			0.0000							
			(Acres)							


Annual List of Change Orders Approved
Pursuant to N.J.A.C. 5:30-11

Contracting Unit: DPW

Year Ending: 12/31/2016

The following is a complete list of all change orders which caused the originally awarded contract price to be exceeded by more than 20 percent. For regulatory details please consult N.J.A.C. 5:30-11.1 et. Seq. Please identify each change order by name of the project.

1 There were no Change Orders exceeding the 20% limitation for the Department of Public Works in 2016.


Raymond Dressler, Director, Department of Public Works

2

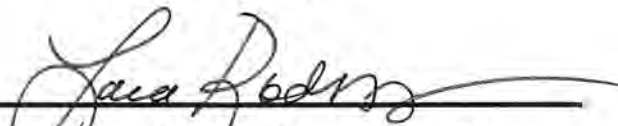
3

4

For each change order listed above, submit with introduced budget a copy of the governing body resolution authorizing the change order and an Affidavit of Publication for the newspaper notice required by N.J.A.C. 5:30-11.9(d). (Affidavit must include a copy of the newspaper notice.)

If you have not had a change order exceeding the 20 percent threshold for the year indicated above, please check here and certify below.

4/26/17
Date


Clerk to the Board of Chosen Freeholders